

# CRD IV XBRL File Upload User Guidelines Document

<b>Published Date</b>	November 2017
<b>Version</b>	V1.2

## Table of Contents

1.	Introduction	3
2.	XBRL File Load	3
2.1	Navigation to the File Upload Screen	3
2.2	Loading an XBRL File	7
2.2.1	XBRL File Naming Convention	7
3.	XBRL File Validation	10
3.1	Initial Validation Checks	10
3.1.1	File Size Validation	10
3.1.2	Validation of File Date	10
3.1.3	Return Instance on ONR	11
3.1.4	File Naming Convention	12
3.2	Business Card Validation	12
3.2.1	Return Not Expected / Received at Wrong Frequency	12
3.2.2	Filing Indicator Missing	14
4.	XBRL File Processing	15
4.1	In-Processing Status	15
4.2	File Successfully Processed	16
4.3	File Successfully Processed with Warnings	17
4.3.1	XBRL File Acceptance E-Mail with Warning	18
4.3.2	Warnings Screen & Error Template	18
4.4	File Processed with Errors	20
4.4.1	Uploaded File containing XBRL Taxonomy Blocking Errors	20
4.4.2	Uploaded File containing Non-Blocking Errors	24
5.	Variance Analysis & Finalising Uploaded Files	32
5.1	Variance Analysis Explanation	32
5.2	Finalising an Individual Return	34
5.3	Finalising a Grouped Return	42

## 1. Introduction

This document is a guide for users who will be uploading XBRL files to the Central Bank of Ireland via the Online Reporting Platform (ONR). The document will encompass the process of Individual File uploads as well as the Finalising and Sign-Off of both Individual and Grouped Returns.

Screenshots and accompanying text will describe scenarios when the file upload has been both successful and unsuccessful.

## 2. XBRL File Load

### 2.1 Navigation to the File Upload Screen

To upload an XBRL return instance the user will log-on to the ONR system with their normal user details and will be presented with the following Home Page screen.

**Banc Ceannais na hÉireann**  
Central Bank of Ireland  
Eurosystem

**CRDIV: CRD IV Credit Institution**  
Antonio Quesada

Logout

Home

Home Page

From here, you can perform any of the actions shown opposite.

Messages about the system and industry reporting requirements are displayed on the right of this page. Click on a message to see its full text.

The Task List at the bottom of the page shows what you need to do now.

[Guidance Material](#)  
[Submit a Request](#)

**View / Edit Data**  
View or edit return data

**Administration**  
Configure how your Institution uses the system.

**My Profile**  
View or update the information the system stores about you.

**Messages**  
View user messages

**Requests**  
View my requests

**Manage User Accounts**  
Setup new users, reset their passwords, etc.

**Tasks**

SHORTCUT [Load Finrep Individual Return](#)

OVERDUE [Corep Individual \(Banking\) CRD IV return for 31-Mar-2013 is late and needs to be completed. This return should have been submitted 3 months ago.](#)

OVERDUE [Corep Individual \(Banking\) CRD IV return for 30-Jun-2013 is late and needs to be finalised. This return should have been submitted 4 months ago.](#)

OVERDUE [COREP Individual and Leverage Ratio Banking return for 31-Mar-2013 is late and needs to be completed. This return should have been submitted 3 months ago.](#)

**New Messages**

01-Jul-2009  
Balas test [\[more\]](#)

01-Jul-2009  
B Final test: New test as this is not working [\[more\]](#)

14-May-2009  
Credit Union Message [\[more\]](#)

05-Apr-2009  
David test [\[more\]](#)

10-Jan-1999  
Message with link to external site [\[more\]](#)

[Go to Message Archive >>](#)

© 2010 Central Bank of Ireland | [Conditions Of Use](#) | [Privacy Statement](#) [Contact Us](#)

The user will select the “**View / Edit Data**” option and will be presented with a list of returns types that they / their firm have permission to upload.

Returns can be either Individual Returns or part of a Return Group where cross validations exist between the returns that make up that group

### Individual Returns Display

Banc Ceannais na hÉireann  
Central Bank of Ireland

Eurosystem

**C999001: CRDIV Test Firm 1**

Ronan Lafford

Logout

Home ▶ Data

**Return Types**

This page shows the types of data reported by your institution.

(Only the return types which you have access to are shown here)

Click on a return type name to view or enter data or to upload a file.

[Guidance Material](#)

[Submit a Request](#)

**Banking - XBRL Only**





Name	Description	?
<a href="#">Asset Encumbrance Consolidated (Banking)</a>	Asset Encumbrance Consolidated (Banking)	?
<a href="#">Asset Encumbrance Individual (Banking)</a>	Asset Encumbrance Individual (Banking)	?
<a href="#">COREP Consolidated and Leverage Ratio (Banking)</a>	COREP Consolidated and Leverage Ratio (Banking)	?
<a href="#">COREP Individual and Leverage Ratio (Banking)</a>	COREP Individual and Leverage Ratio (Banking)	?
<a href="#">COREP Large Exposures Consolidated (Banking)</a>	COREP Large Exposures Consolidated (Banking)	?
<a href="#">COREP Large Exposures Individual (Banking)</a>	COREP Large Exposures Individual (Banking)	?
<a href="#">FINREP Consolidated (Banking)</a>	FINREP Consolidated (Banking)	?
<a href="#">FINREP Individual (Banking)</a>	FINREP Individual (Banking)	?
<a href="#">Liquidity Coverage Ratio Consolidated (Banking)</a>	Liquidity Coverage Ratio Consolidated (Banking)	?
<a href="#">Liquidity Coverage Ratio Individual (Banking)</a>	Liquidity Coverage Ratio Individual (Banking)	?
<a href="#">Stable and Required Funding Consolidated (Banking)</a>	Stable and Required Funding Consolidated (Banking)	?
<a href="#">Stable and Required Funding Individual (Banking)</a>	Stable and Required Funding Individual (Banking)	?

**Click on Return name to upload an instance of this return**










© 2010 Central Bank of Ireland | [Conditions Of Use](#) | [Privacy Statement](#)
Contact Us

## Grouped Returns Display

### XBRL ITS Monthly Liquidity Return Group

Name	Description	
<a href="#">COREP Additional Liquidity Monitoring Individual</a>	COREP Additional Liquidity Monitoring Individual	
<a href="#">COREP Additional Liquidity Monitoring Consolidated</a>	COREP Additional Liquidity Monitoring Consolidated	
<a href="#">LCR DA Individual (Banking)</a>	LCR DA Individual (Banking)	
<a href="#">LCR DA Consolidated (Banking)</a>	LCR DA Consolidated (Banking)	

### XBRL ITS Quarterly Return Group

Name	Description	
<a href="#">Asset Encumbrance Individual (Banking)</a>	Asset Encumbrance Individual (Banking)	
<a href="#">Asset Encumbrance Consolidated (Banking)</a>	Asset Encumbrance Consolidated (Banking)	
<a href="#">COREP Individual and Leverage Ratio (Banking)</a>	COREP Individual and Leverage Ratio (Banking)	
<a href="#">COREP Consolidated and Leverage Ratio (Banking)</a>	COREP Consolidated and Leverage Ratio (Banking)	
<a href="#">FINREP Individual (Banking)</a>	FINREP Individual (Banking)	
<a href="#">FINREP Solo (Banking)</a>	FINREP Solo (Banking)	
<a href="#">FINREP Consolidated (Banking)</a>	FINREP Consolidated (Banking)	
<a href="#">Stable and Required Funding Individual (Banking)</a>	Stable and Required Funding Individual (Banking)	
<a href="#">Stable and Required Funding Consolidated (Banking)</a>	Stable and Required Funding Consolidated (Banking)	
<a href="#">COREP Large Exposures Individual (Banking)</a>	COREP Large Exposures Individual (Banking)	
<a href="#">COREP Large Exposures Consolidated (Banking)</a>	COREP Large Exposures Consolidated (Banking)	

Click on Return name to upload an instance of this return

The User will select the particular return for which a return instance needs to be created. When a particular Return is selected, the following screen is displayed to user.



Return Type Options

This page displays the options for the 'COREP Consolidated and Leverage Ratio Banking' return for your institution.

You can enter data or view previously entered data by clicking on the 'View/Edit Returns' button.

You can view a history of all the files uploaded (whether 'accepted' or 'rejected') by clicking on the 'View Uploaded Files' button.

You can load a new file by clicking on the 'Load a File' button.

[Guidance Material](#)

[Submit a Request](#)

COREP Consolidated and Leverage Ratio Banking



**View / Edit Returns**

Input or load data to the system, or view the data previously entered



**View Uploaded Files**

View the files that were previously uploaded for this return



**Load a File**

Load a data file for this return

The user must then choose the "Load a File" option from the screen above in order to access the Load File functionality.

## 2.2 Loading an XBRL File

The screen below is used to commence the upload process

The screenshot shows a web interface for the Central Bank of Ireland. The header includes the bank's logo and name, the title "CRDIV: CRD IV Credit Institution", and a "Logout" button. The breadcrumb trail is "Home > Data > COREP Consolidated and Leverage Ratio (Banking) > \_load". The main content area is titled "Load a COREP Consolidated and Leverage Ratio (Banking) File". It contains a "File Upload" section with instructions: "On this page, you can load a File containing 'COREP Consolidated and Leverage Ratio (Banking)' data." Below this is a "Select a file and click 'Load File' to load it to the server:" prompt with a "Browse..." button and the text "No file selected." Further down, it states: "The file name must take one of the following format(s): An XBRL document format (.xbrl) document or ZIP file (.zip) named CCCCCC\_YYYYMMDD\_LCR\_Consolidated-Banking where CCCCCC is your institution Code and YYYYMMDD is the reporting date". A note says: "Please note the following: 1) The file must be named according to the naming convention above before being uploaded." At the bottom of the main area are "Load File" and "Cancel" buttons. The footer contains copyright information: "© 2010 Central Bank of Ireland | Conditions Of Use | Privacy Statement" and a "Contact Us" link.

The user will select the “Browse” button to locate an XBRL file on their local network and once located they will choose the “Load File” option at the bottom of this screen. This will then kick-off the file validation process (described in Section 3 below)

### 2.2.1 XBRL File Naming Convention

All XBRL files uploaded will follow a defined naming convention. Filenames must conform to the following naming convention.

“Cnnnnnn\_YYYYMMDD\_XXXXXXXXXXXXX\_XXXXXXXXXXXX.xbrl”

Where

1. Cnnnnnn is the institution code (The 6/7 institution digit code used for logging into ONR)
2. YYYYMMDD is the return reporting date (not submission date) e.g.: 20150630
3. XXXXXXXXXXXXXXXX\_XXXXXXXXXXXXX is the CRD IV “Return File name” on the ONR system (see table below).
4. .XBRL is the file extension. This must be either ‘.XBRL’ or ‘.ZIP’

An example of this is as follows:

“C123456\_20150630\_COREP\_Consolidated-Banking.XBRL”

The full list of CRD IV return file names to be included in the XBRL file name is as follows:

CRD IV Return Type	Return File Name
Liquidity Coverage Ratio Individual (Banking) <i>(Return no longer submitted post 31 August 2016 reporting date)</i>	LCR_Individual-Banking
Liquidity Coverage Ratio Consolidated (Banking) <i>(Return no longer submitted post 31 August 2016 reporting date)</i>	LCR_Consolidated-Banking
Liquidity Coverage Ratio DA Individual (Banking)	LCRDA_Individual
Liquidity Coverage Ratio DA Consolidated (Banking)	LCRDA_Consolidated
COREP Individual and Leverage Ratio (Banking)	COREP_Individual-Banking
COREP Consolidated and Leverage Ratio (Banking)	COREP_Consolidated-Banking
COREP Large Exposures Individual (Banking)	LE_Individual-Banking
COREP Large Exposures Consolidated (Banking)	LE_Consolidated-Banking
Stable and Required Funding Individual (Banking)	NSFR_Individual-Banking
Stable and Required Funding Consolidated (Banking)	NSFR_Consolidated-Banking
<b>FINREP Consolidated (Banking) IFRS</b> <i>(Note: From Taxonomy 2.7 onwards, submissions will be deemed IFRS or GAAP based on their content).</i>	FINREP_Consolidated FINREP_Consolidated_GA
FINREP Individual (Banking) IFRS <i>(Return no longer submitted post 31 March 2017 reporting date)</i>	FINREP_Individual
<b>FINREP Solo (Banking) IFRS</b> <i>(Note: From Taxonomy 2.7 onwards, submissions will be deemed IFRS or GAAP based on their content).</i>	FINREP_Solo FINREP_Solo_GA
Asset Encumbrance Consolidated (Banking)	AE_Consolidated-Banking



CRD IV Return Type	Return File Name
Asset Encumbrance Individual (Banking)	AE_Individual-Banking
Additional Liquidity Monitoring Metrics (Banking)	ALM_Consolidated-Banking
Additional Liquidity Monitoring Metrics (Banking)	ALM_Individual-Banking
Funding Plans Consolidated (Banking)	FP_Consolidated
Funding Plans Individual (Banking)	FP_Individual
Supervisory Benchmarking Portfolios ('SBP') Consolidated (Banking)	SBP_Consolidated-Banking
Supervisory Benchmarking Portfolios ('SBP') Individual (Banking)	SBP_Individual-Banking
Initial Market Valuation ('IMV') Consolidated (Banking)	IMV_Consolidated-Banking
Initial Market Valuation ('IMV') Individual (Banking)	IMV_Individual-Banking

### 3. XBRL File Validation

#### 3.1 Initial Validation Checks

On receipt of the uploaded file, a number of validation checks are performed as the file is processing. These checks are as follows

- File Size is within permitted levels
- Date of file
- A return instance exists on ONR for the Reporting Date of the file
- File name conforms to the naming convention

##### 3.1.1 File Size Validation

The size of the file being submitted must be within the allowable file size limit of 30MB. If not, the following error message is displayed to the file submitter.

Where the XBRL file is in excess of the 30MB limit the file should be compressed before resubmission

**Load a COREP Consolidated and Leverage Ratio Banking File**

Delete existing data and replace with this?

Select a file and click 'Load File' to load it to the server:  CRDIV\_20140223\_COREP\_CONSOLIDATED-BANKIN

Error: CRD-FIL-0002: File is too large

Where the XBRL file is in excess of the 30MB limit, the file should be compressed before resubmission.

##### 3.1.2 Validation of File Date

The reporting date contained in the filename on the file being uploaded must not be in the future. If it is, the following error screen is displayed

Select a file and click 'Load File' to load it to the server:

No file selected.

**Error: CRD-FIL-0003: Invalid File Name**

Return Period date [20140223] must be less than today's date.

### 3.1.3 Return Instance on ONR

A check needs to be made that the Return instance exists on the ONR system for the "Reporting Date" contained in the file name. If so, the following error message is returned.

The screenshot shows a web browser window with the URL [http://iecwcbid10806/Home/Data/XBRL\\_AEI\\_B/\\_load](http://iecwcbid10806/Home/Data/XBRL_AEI_B/_load). The page header includes the Central Bank of Ireland logo and the text "Banc Ceannais na hÉireann Central Bank of Ireland Eurosystem". The user is logged in as "Mark Doyle" with a "Logout" button. The breadcrumb trail is "Home > Data > Asset Encumbrance Individual (Banking) \_load".

The main content area is titled "Load a Asset Encumbrance Individual (Banking) File". It contains the following text and elements:

- A prompt: "Select a file and click 'Load File' to load it to the server:" followed by an empty file input field and a "Browse..." button.
- An error message in red: "Error: XBR-FIL-0003: Invalid File Name".
- A message: "No valid Return exists for this Return Period date [20160930]."
- Instructions: "The file name must take one of the following format(s): An XBRL document format (.xbrl) document or ZIP file (.zip) named CCCCCC\_YYYYMMDD\_AE\_Individual-Banking where CCCCCC is your institution Code and YYYYMMDD is the reporting date".
- A note: "Please note the following: 1) The file must be named according to the naming convention above before being uploaded."
- Two buttons: "Load File" and "Cancel".

On the left side, there is a "File Upload" section with the text: "On this page, you can load a File containing 'Asset Encumbrance Individual (Banking)' data." At the bottom left, there are links for "Guidance Material" and "Submit a Request".

### 3.1.4 File Naming Convention

Check that the XBRL file name is in the correct format. If no the following error screen is returned

## Load a COREP Consolidated and Leverage Ratio Banking File

Delete existing data and replace with this?

Select a file and click 'Load File' to load it to the server:  No file selected.

**Error: CRD-FIL-0003: Invalid File Name**  
Instance File Format should be as follows:  
An XBRL document format (.xbrl) or ZIP file (.zip) document named  
CCCCCCC\_YYYYMMDD\_COREP\_CONSOLIDATED-BANKING  
where CCCCCC is your institution Code and YYYYMMDD is the reporting date

### 3.2 Business Card Validation

Validation is also performed on the uploaded file to ascertain whether the return type matches the Business Card for this institution of Expected returns for this period or not.

If the uploaded file does not match the Business Card either one of two errors will be displayed.

#### 3.2.1 Return Not Expected / Received at Wrong Frequency

If an unexpected return is uploaded or if an instance of an expected return is received at a time interval that is not expected an error screen is displayed to the submitter as outlined below



Upload Status

This page shows the result of uploading.

Validation found errors which made it impossible to process. It has been rejected - no data has been loaded.

[Guidance Material](#)  
[Submit a Request](#)

### Asset Encumbrance Consolidated (Banking) File #715954

Filename:	C21184_20161231_AE_Consolidated-Banking.xbrl
Status:	<b>Rejected</b>
Return Type:	Asset Encumbrance Consolidated (Banking)
Size:	614720 bytes
Uploaded Date:	25-May-2017 (14:13)
Processed Date:	25-May-2017 (14:13)

[Back](#)

[Refresh page](#)

File Errors

XBR-FIL-0006: XBRL Taxonomy Error

Error: Unexpected Template in Return: F\_36\_Q2

[Print current page](#)

[Export Errors](#)

[Collapse all Errors](#)

[Expand all Errors](#)

### 3.2.2 Filing Indicator Missing

The following error screen is displayed when the uploaded return template is expected but the Filing Indicator has not been reported in the XBRL file for this particular template

The screenshot displays the user interface of the Central Bank of Ireland's Eurosystem. The header includes the bank's logo and name in Irish and English, the user's name 'Bhushan Sivakumar', and a 'Logout' button. The breadcrumb trail shows the user is in the 'Data' section, specifically for 'LCR DA Consolidated (Banking)' files, with the current file identified as '#715950'. The main content area is titled 'LCR DA Consolidated (Banking) File #715950' and provides details for the uploaded file: 'C21184\_20161231\_LCRDA\_Consolidated.xbrl'. The status is 'Rejected', and the error message is 'XBR-FIL-0006: XBRL Taxonomy Error' with a sub-message 'Error: Expected Template Not in Return: C: 72.00'. The page includes navigation buttons for 'Back' and 'Refresh page', and utility buttons for 'Print current page', 'Export Errors', 'Collapse all Errors', and 'Expand all Errors'. A sidebar on the left contains 'File Upload Status' information and links for 'Guidance Material' and 'Submit a Request'. The footer contains copyright information for 2010 and links to 'Conditions Of Use' and 'Privacy Statement', along with a 'Contact Us' link.

**Banc Ceannais na hÉireann**  
Central Bank of Ireland  
Eurosystem

**C21184: JP Morgan Bank (Ireland) plc**  
Bhushan Sivakumar

Logout

Home ▶ Data ▶ LCR DA Consolidated (Banking) ▶ Files ▶ #715950

**File Upload Status**

This page shows the result of uploading a file.

Validation found errors which made the file impossible to process. It has been 'rejected' - no data has been loaded.

**LCR DA Consolidated (Banking) File #715950**

Filename: C21184\_20161231\_LCRDA\_Consolidated.xbrl  
Status: **Rejected**  
Return Type: LCR DA Consolidated (Banking)  
Size: 1593406 bytes  
Uploaded Date: 25-May-2017 (13:42)  
Processed Date: 25-May-2017 (13:43)

Back Refresh page

**File Errors**

XBR-FIL-0006: XBRL Taxonomy Error

Error: Expected Template Not in Return: C: 72.00

Print current page Export Errors Collapse all Errors Expand all Errors

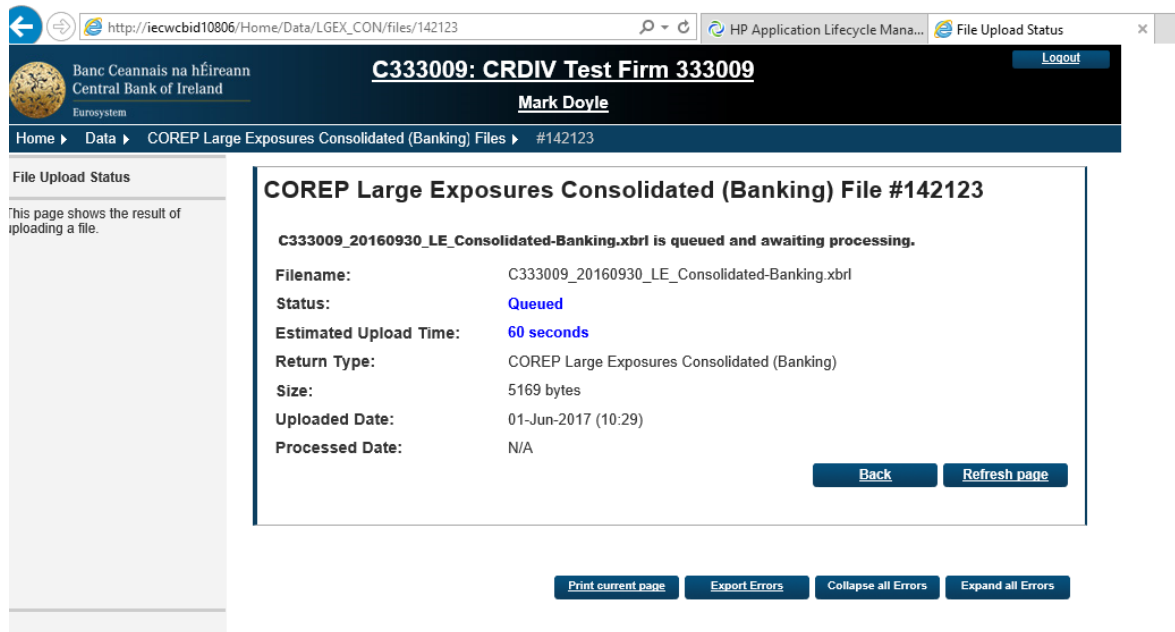
[Guidance Material](#)  
[Submit a Request](#)

© 2010 Central Bank of Ireland | [Conditions Of Use](#) | [Privacy Statement](#) [Contact Us](#)

## 4. XBRL File Processing

### 4.1 In-Processing Status

Once the XBRL file has passed the above validations, it will be queued for processing. The length of time it will be queued will depend on the number of institutions uploading and validating XBRL files on the ONR system at the same time but an indicative time for processing will be displayed to the user as outlined below



The screenshot shows a web browser window with the URL [http://iecwcbid10806/Home/Data/LGEX\\_CON/files/142123](http://iecwcbid10806/Home/Data/LGEX_CON/files/142123). The page header includes the logo of the Central Bank of Ireland and the text "Banc Ceannais na hÉireann Central Bank of Ireland Eurosystem". The user is logged in as "Mark Doyle" for "C333009: CRDIV Test Firm 333009". The breadcrumb trail is "Home > Data > COREP Large Exposures Consolidated (Banking) Files > #142123". The main content area is titled "COREP Large Exposures Consolidated (Banking) File #142123" and displays the following information:


<b>C333009_20160930_LE_Consolidated-Banking.xbri is queued and awaiting processing.</b>	
Filename:	C333009_20160930_LE_Consolidated-Banking.xbri
Status:	<b>Queued</b>
Estimated Upload Time:	<b>60 seconds</b>
Return Type:	COREP Large Exposures Consolidated (Banking)
Size:	5169 bytes
Uploaded Date:	01-Jun-2017 (10:29)
Processed Date:	N/A

Buttons for "Back" and "Refresh page" are located below the table. At the bottom of the page, there are buttons for "Print current page", "Export Errors", "Collapse all Errors", and "Expand all Errors".

Validation will be performed against the EBA XBRL Taxonomy Validation Set and the Non-XBRL Taxonomy EBA and ECB Validation lists. XBRL Validations are performed first before Non XBRL Taxonomy Validations are invoked.

Once the process of validation is underway, the following screen will be displayed to the submitter with a status of "Processing".

[http://iecwcbid10806/Home/Data/LGEX\\_CON/files/142153](#)
HP Application Lifecycle Mana... Login


Banc Ceannais na hÉireann  
Central Bank of Ireland  
Eurosystem
**C333009: CRDIV Test Firm 333009**  
Mark Doyle [Logout](#)

[Home](#) > [Data](#) > [COREP Large Exposures Consolidated \(Banking\) Files](#) > #142153

**File Upload Status**

This page shows the result of uploading a file.

**COREP Large Exposures Consolidated (Banking) File #142153**

<b>Filename:</b>	C333009_20161231_LE_Consolidated-Banking.xbrl
<b>Status:</b>	<span style="color: blue;">Processing</span>
<b>Estimated Upload Time:</b>	<span style="color: blue;">60 seconds</span>
<b>Return Type:</b>	COREP Large Exposures Consolidated (Banking)
<b>Size:</b>	4737 bytes
<b>Uploaded Date:</b>	02-Jun-2017 (10:39)
<b>Processed Date:</b>	N/A





Back
Refresh page


Print current page
Export Errors
Collapse all Errors
Expand all Errors

## 4.2 File Successfully Processed

When the uploaded file has successfully passed all Taxonomy and Non-Taxonomy blocking validations, an e-mail will be sent to the ONR administrator of the submitting institution to inform them that the file has been processed and accepted. This will be one of two e-mails sent to the administrator – second one sent immediately afterwards will confirm the conversion of the submitted from XBRL to Excel format.

A sample of the e-mail informing the submitter that the file has been processed is outlined below

 Reply
  Reply All
  Forward
  IM


Thu 01/06/2017 10:30

XbrlQueueProcessor.iecwcbid10806@cbfsai.ie

C333009\_20160930\_LE\_Consolidated-Banking.xbrl processing complete [accepted]

To ■ Doyle, Mark (Contractor)

The file 'C333009\_20160930\_LE\_Consolidated-Banking.xbrl' has been processed.  
This file has been accepted.

This is an automatically generated message. Please do not reply to this email.



In addition, the following screen will be displayed to the file submitter on ONR indicating that the uploaded file has been accepted

The screenshot shows a web browser window with the URL [http://iecwcbid10806/Home/Data/LGEX\\_CON/files/142115](http://iecwcbid10806/Home/Data/LGEX_CON/files/142115). The page header identifies the user as **Mark Doyle** and the firm as **C333009: CRDIV Test Firm 333009**. The breadcrumb trail is **Home > Data > COREP Large Exposures Consolidated (Banking) Files > #142115**. The main content area is titled **COREP Large Exposures Consolidated (Banking) File #142115** and contains the following details:

<b>Filename:</b>	C333009_20160930_LE_Consolidated-Banking.xbrl
<b>Status:</b>	<b>Accepted</b>
<b>Return Type:</b>	COREP Large Exposures Consolidated (Banking)
<b>Size:</b>	5169 bytes
<b>Uploaded Date:</b>	01-Jun-2017 (09:41)
<b>Processed Date:</b>	01-Jun-2017 (09:41)

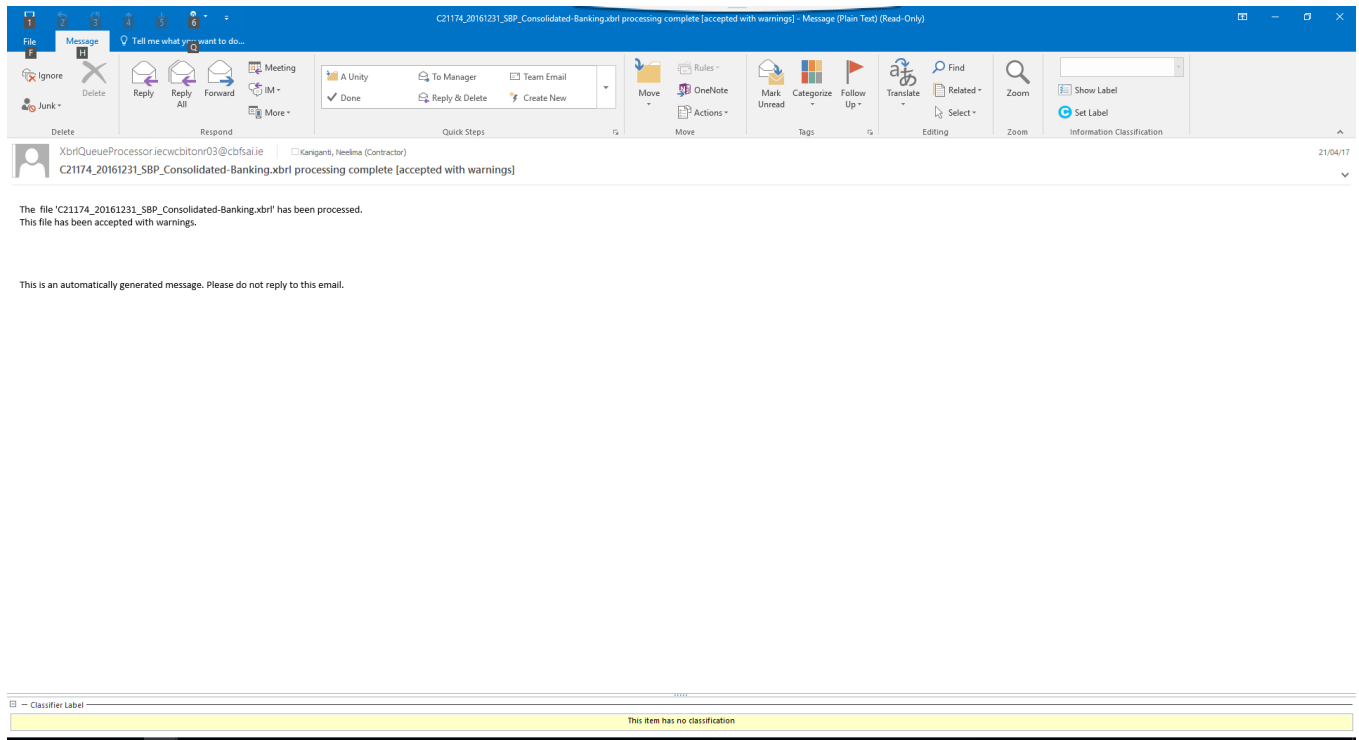
Below the details are buttons for **Back** and **Refresh page**. At the bottom of the page are utility buttons: **Print current page**, **Export Errors**, **Collapse all Errors**, and **Expand all Errors**. A sidebar on the left contains the text: "File Upload Status. This page shows the result of uploading a file. Validation didn't find any errors so the file has been 'accepted' and all its data has been loaded."

### 4.3 File Successfully Processed with Warnings

There are a number of XBRL Taxonomy validations that, when breached, produce warning messages instead of errors. These warning messages do not prohibit the file from being accepted however, they do need to be acknowledged.

The warnings are referenced in the e-mail that is sent to the ONR Administrator in the submitting firm. The actual XML containing the errors can be accessed from the File Statuses screen view for this return.

### 4.3.1 XBRL File Acceptance E-Mail with Warning



### 4.3.2 Warnings Screen & Error Template

Warnings will be written to an XML error report that can be accessed by pressing the “Warning” button on the File Status Screen for a particular return. This will display an XML report with details of the error messages. The screens relating to both of these are outlined below.

On sign-off of the return, a warning message will be displayed prompting the user to acknowledge the existence of these errors (See section 5.2 below).

http://ecwcbiton03/Home/Data/XBRL\_BCB\_B>Returns/31-Dec-2016/XBRL\_BCB\_B/16638/\_fileStatus

Section File Status (/Returns... x C:\Users\nkaniganti\AppData\...

**C21174: Allied Irish Banks plc** Logout  
Neelima Kaniganti

Home > Data > SBP Consolidated (Banking) > Returns > 31-Dec-2016 > SBP Consolidated (Banking) > File #016638 > FileStatus

Section File Status

This page shows the details of a file uploaded to the SBP Consolidated (Banking) section.

**SBP Consolidated (Banking) File.**

Filename:	C21174_20161231_SBP_Consolidated-Banking.xbrl
Size:	4025 bytes
Uploaded Date:	21-Apr-2017 (15:58)
Uploaded By:	Neelima Kaniganti

[Back](#) [Warnings](#) [Download Excel](#) [Download](#)

Guidance Material  
Submit a Request

© 2010 Central Bank of Ireland | Conditions Of Use | Privacy Statement Contact Us

The C21174\_20161231\_SBP\_Consolidated-Banking.zip download has completed. [Open](#) [Open folder](#) [View downloads](#) x

C:\Users\nkaniganti\AppData\Local\Temp\3\Temp1\_C21174\_20161231\_SBP\_Consolidated-Banking.xml.zip

Section File Status (/Returns/X... C:\Users\nkaniganti\AppData...

```
<?xml version="1.0" encoding="UTF-8"?>
- <XBRLReportingFeedback Version="1.0" CreationTime="15:57:59" CreationDate="2017-04-21" xmlns="http://www.centralbank.ie">
  <OriginalFileName>C21174_20161231_SBP_Consolidated-Banking.xbrl</OriginalFileName>
  <Processing>
    <Result>The file has been accepted but contains 1 warnings.</Result>
    <Size>4025</Size>
    <UploadedDate>2017-04-21T15:57:27Z</UploadedDate>
    <UploadedBy>Neelima Kaniganti</UploadedBy>
  </Processing>
  <WarningDetails>
    <ContentWarning>
      <WarningRuleCode>eba_v4921_m</WarningRuleCode>
      <WarningMessage>Formula Error: v4921_m: [ C 102.00 (All rows, c140) ] { C 102.00 } < 1831 iaf:numeric-less-than($a= 567657567, 1831) </WarningMessage>
    </ContentWarning>
  </WarningDetails>
</XBRLReportingFeedback>
```

The C21174\_20161231\_SBP\_Consolidated-Banking.zip download has completed. [Open](#) [Open folder](#) [View downloads](#) x

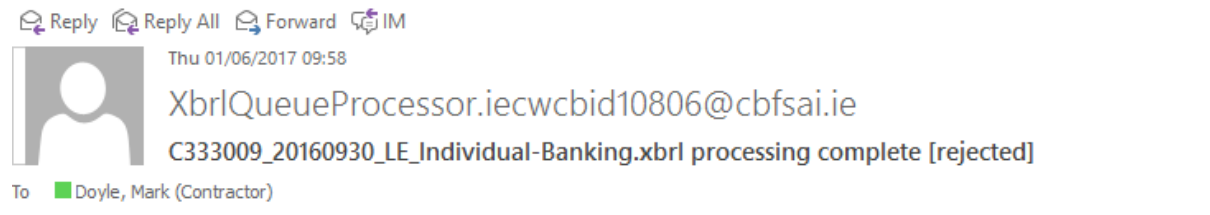
## 4.4 File Processed with Errors

When an individual return is being processed, there is a sequence in which validation checks are executed as follows:

- XBRL Taxonomy Within Return Blocking Rules (i.e. rule breaches that cause the processing of the return instance to cease and an error report generated)
- Non XBRL Within Return Blocking Rules (i.e. rule breaches that cause the processing of the return instance to cease and an error report generated)
- Non XBRL Within Return Non-Blocking Rules (i.e. rule breaches that will not cause the processing of the Return to stop but will need to be acknowledged by the submitter)
- Within Return Variance Checks (Variances that are out of tolerance range and which must be acknowledged by the submitter)

### 4.4.1 Uploaded File containing XBRL Taxonomy Blocking Errors

When the uploaded file has failed any XBRL Taxonomy Blocking Rules, file processing will stop and an e-mail will be sent to the ONR administrator of the submitting institution to inform them that the file has been processed but rejected (The same process will occur for Non-XBRL Taxonomy blocking rules). A sample of the e-mail that is sent to the Administrator is outlined below.



The file 'C333009\_20160930\_LE\_Individual-Banking.xbrl' has been processed.  
This file has been rejected.

For further details on the invalid records, login to the Online Reporting website.

This is an automatically generated message. Please do not reply to this email.

In addition, the following screen will be displayed to the file submitter on ONR indicating that the uploaded file has been accepted

## COREP Consolidated and Leverage Ratio Banking File #12117

**Filename:** CRDIV\_20140204\_COREP\_CONSOLIDATED-BANKING.xbrl.zip  
**Status:** **Rejected**  
**Return Type:** COREP Consolidated and Leverage Ratio Banking  
**Delete and Replace:** False  
**Size:** 746459 bytes  
**Uploaded Date:** 12-Feb-2014 (10:26)  
**Processed Date:** 12-Feb-2014 (10:29)  
**Valid Forms:** 0  
**Invalid Forms:** 0

[Back](#)

[Refresh page](#)

Click "File errors" to see detailed list of validation errors

Click here to see details of each validation error

[File Errors](#)

[CRD-FIL-0006: XBRL Taxonomy Error](#)

Message: The value "" is specified as the role attribute value of a linkbaseRef element instead of the standard value "http://www.xbrl.org/2003/role/calculationLinkbaseRef" defined in the XBRL2.1 specification. This is not an error, but it is ideal to correct this if it is not intentional. (file:///C:/Taxonomies/BASEL III/2013-12-01/http/www.eba.europa.eu/eu/fr/xbrl/crr/dict/dom/cu/hier.xsd), Description: The value "" is specified as the role attribute value of a linkbaseRef element instead of the standard value "http://www.xbrl.org/2003/role/calculationLinkbaseRef" defined in the XBRL2.1 specification. This is not an error, but it is ideal to correct this if it is not intentional., Line: -1, Column: -1 Error code 8246

[CRD-FIL-0006: XBRL Taxonomy Error](#)

[CRD-FIL-0006: XBRL Taxonomy Error](#)

[CRD-FIL-0006: XBRL Taxonomy Error](#)

[CRD-FIL-0006: XBRL Taxonomy Error](#)

[CRD-FIL-0006: XBRL Taxonomy Error](#)

[CRD-FIL-0006: XBRL Taxonomy Error](#)

[CRD-FIL-0006: XBRL Taxonomy Error](#)

Details of the error messages are displayed in the second half of the screen above. In order to see a detailed list of validation errors the user must click the “File Errors” arrow in the screen above and this will break out into a display of a sample of errors that have been encountered.

To view details on each of the individual errors displayed, the user must click the arrow on each individual error where additional details on the error will be displayed.

It is also possible to export detailed validations to a web page or file that can be downloaded. In order to generate this report, the user chooses the “Export Errors” option that is available at the bottom of a Files Status “Rejected” screen. See below for screen shot and sample report in webpage format.

The screenshot displays the user interface for the CRDIV system. The header includes the Central Bank of Ireland logo and the user's name, Antonio Quesada. The main content area shows the status of a file upload for 'COREP Consolidated and Leverage Ratio Banking File #12077'. The file is marked as 'Rejected' with a status of 'Rejected' in red. The file details include: Filename: CRDIV\_20140201\_COREP\_CONSOLIDATED-BANKING.xml, Size: 80012 bytes, Uploaded Date: 07-Feb-2014 (14:56), and Processed Date: 07-Feb-2014 (14:58). There are 0 valid forms and 0 invalid forms. A callout box with red text points to the 'Export Errors' button at the bottom of the page, stating 'Click here to export validation errors for download'. An inset window titled 'Opening errors.xml' shows the file being opened with Internet Explorer (default). The footer contains copyright information for 2010 Central Bank of Ireland and links to Conditions of Use and Privacy Statement.

```

<?xml version="1.0" encoding="utf-8" ?>
- <BaselIIIReportingFeedback xmlns="http://www.financialregulator.ie/Schemas/BaselIII/Feedback/2008-05" CreationDate="2014-02-13"
  CreationTime="15:13:57" Version="1.0">
  <OriginalFileName>CRDIV_20140201_COREP_CONSOLIDATED-BANKING.xbrl</OriginalFileName>
  <DeleteAndReplace>False</DeleteAndReplace>
- <Processing>
  <Result>Rejected</Result>
  <Size>80012</Size>
  <UploadedDate>2014-02-07T14:56:35Z</UploadedDate>
  <UploadedBy>Antonio Quesada</UploadedBy>
  <ProcessedDate>2014-02-07T14:58:02Z</ProcessedDate>
  <LoadedForms>0</LoadedForms>
  <RejectedForms>0</RejectedForms>
</Processing>
- <ErrorDetails>
- <FileErrors>
+ <Error>
+ <Error>
+ <Error>
- <Error>
  <ErrorReference>CRD-FIL-0006</ErrorReference>
  <ErrorMessage>Message: The value " " is specified as the role attribute value of a linkbaseRef element instead of the standard value
  'http://www.xbrl.org/2003/role/presentationLinkbaseRef' defined in the XBRL2.1 specification. This is not an error, but it is ideal to
  correct this if it is not intentional.
  (file:///C:/Taxonomies/FINREP_COREP_20131201/http/www.eba.europa.eu/eu/fr/xbrl/crr/dict/dom/zz/hier.xsd), Description: The
  value " " is specified as the role attribute value of a linkbaseRef element instead of the standard value
  'http://www.xbrl.org/2003/role/presentationLinkbaseRef' defined in the XBRL2.1 specification. This is not an error, but it is ideal to
  correct this if it is not intentional., Line: -1, Column: -1 Error code 8246</ErrorMessage>
</Error>
- <Error>
  <ErrorReference>CRD-FIL-0006</ErrorReference>
  <ErrorMessage>Message: The value " " is specified as the role attribute value of a linkbaseRef element instead of the standard value
  'http://www.xbrl.org/2003/role/calculationLinkbaseRef' defined in the XBRL2.1 specification. This is not an error, but it is ideal to
  correct this if it is not intentional.
  (file:///C:/Taxonomies/FINREP_COREP_20131201/http/www.eba.europa.eu/eu/fr/xbrl/crr/dict/dom/ap/hier.xsd), Description: The
  value " " is specified as the role attribute value of a linkbaseRef element instead of the standard value
  'http://www.xbrl.org/2003/role/calculationLinkbaseRef' defined in the XBRL2.1 specification. This is not an error, but it is ideal to
  correct this if it is not intentional., Line: -1, Column: -1 Error code 8246</ErrorMessage>
</Error>
- <Error>
  <ErrorReference>CRD-FIL-0006</ErrorReference>
  <ErrorMessage>Message: The value " " is specified as the role attribute value of a linkbaseRef element instead of the standard value
  'http://www.xbrl.org/2003/role/calculationLinkbaseRef' defined in the XBRL2.1 specification. This is not an error, but it is ideal to
  correct this if it is not intentional., Line: -1, Column: -1 Error code 8246</ErrorMessage>

```

The rejected file will sit on the ONR system (along with the validation errors) and can be accessed at any time.

#### 4.4.1.1 Loading a Replacement File

A replacement file can be loaded to correct the errors encountered in a file already processed. To load a new file a user must go to the File Upload screen (outlined below) and browse for a new file. An option to delete data from the existing file is also available when re-loading a file.

### Load a COREP Consolidated and Leverage Ratio Banking File

Delete existing data and replace with this?

Select a file and click 'Load File' to load it to the server:

CRDIV\_20140205\_COREP\_CONSOLIDATED-BANKIN

#### 4.4.2 Uploaded File containing Non-Blocking Errors

When a file passes the XBRL Taxonomy Blocking and Non-Blocking Validations, then all Non XBRL Taxonomy Validations (Blocking and Non-Blocking) will be executed. If errors are encountered in Non-Blocking Validations, they will need to be acknowledged by the submitter before the return can be finalised. The process involved in viewing and acknowledging Non-Blocking Errors is outlined below.

The screenshot shows a web browser window with the URL [http://iecwcbid10806/Home/Data/XBRL\\_ILB\\_B/files/142137](http://iecwcbid10806/Home/Data/XBRL_ILB_B/files/142137). The page is titled "File Upload Status" and is part of the Central Bank of Ireland's system. The user is logged in as "lan OFlynn". The page displays the following information:

COREP Individual and Leverage Ratio (Banking) File #142137	
Filename:	C333005_20161231_COREP_Individual-Banking.xbrl
Status:	Accepted
Return Type:	COREP Individual and Leverage Ratio (Banking)
Size:	92419 bytes
Uploaded Date:	01-Jun-2017 (12:13)
Processed Date:	01-Jun-2017 (12:13)

Buttons: Back, Refresh page

Buttons: Print current page, Export Errors, Collapse all Errors, Expand all Errors

Links: Guidance Material, Submit a Request

Footer: © 2013 Central Bank of Ireland | Conditions Of Use | Privacy Statement | Contact Us

**View / Edit Return Option appears as a dropdown when the return name is clicked**

To ascertain whether or not Non-Blocking errors exist, the submitter will need to click the View / Edit option that appears as a dropdown option when the user hovers over the return name in the screen above. When this is done, the following screen appears



http://iecwcbid10806/Home/Data/XBRL\_ILB\_B>Returns

Returns

Banc Ceannais na hÉireann  
Central Bank of Ireland  
Eurosystem

**C333005: CRDIV Test Firm 333005** Logout

Ian OFlynn

Home Data COREP Individual and Leverage Ratio (Banking) Returns

Returns

**COREP Individual and Leverage Ratio (Banking) Returns**

This page shows all the 'COREP Individual and Leverage Ratio (Banking)' returns entered by your institution.

There are outstanding returns which need to be completed and submitted to the Central Bank .

[Guidance Material](#)  
[Submit a Request](#)

Reporting Date	Status	Submission Due Date	Last Updated By	Last Updated			
<a href="#">31-Dec-2016</a>	Invalid	11-Apr-2017	Ian OFlynn	01-Jun-2017 (12:13)			
<a href="#">30-Sep-2016</a>	Valid	18-May-2017	Ian OFlynn	18-May-2017 (14:05)			

© 2013 Central Bank of Ireland | [Conditions Of Use](#) | [Privacy Statement](#) [Contact Us](#)

Note the status of the file as “Invalid” indicating that Non-Blocking Rule breaches have taken place.

The user will then click on this instance of the return and the follow screen will be displayed.

http://iecwcbid10806/Home/Data/XBRL\_ILB\_B>Returns/31-Dec-2016

Sections

Banc Ceannais na hÉireann  
Central Bank of Ireland  
Eurosystem

**C333005: CRDIV Test Firm 333005** Logout

Ian OFlynn


Home Data COREP Individual and Leverage Ratio (Banking) Returns 31-Dec-2016

Sections

**COREP Individual and Leverage Ratio (Banking) , 31-Dec-2016 - Sections**

The 'COREP Individual and Leverage Ratio (Banking)' return is divided into sections.

Complete each section that applies to your institution and submit the return to the Central Bank .

Section	Status	Required	Last Updated By	Last Updated	
<a href="#">COREP Individual and Leverage Ratio Banking</a>	Valid	Mandatory	Ian OFlynn	01-Jun-2017 (12:13)	
<a href="#">Xbrl Non Blocking Rules Report</a>	Invalid	Mandatory	Ian OFlynn	01-Jun-2017 (12:13)	

Finalise

[Guidance Material](#)  
[Submit a Request](#)

© 2013 Central Bank of Ireland | [Conditions Of Use](#) | [Privacy Statement](#) [Contact Us](#)

This screen displays the instance of the return (with a “Valid” status) and a link to the Non-Blocking Rules Report. When this is clicked, the Non-Blocking error report is displayed.

View Form Data

Non-Blocking Errors Report							
Rule Code	Description	Template	Row Identifier	Column Code	Sheet No	Error	Explanation
ecb_16	{c200} <= {c150}	C 07.00.a	015	200	001	Formula Error : ecb_16 : {c200} <= {c150}, Rule Check: 5500 <= 4499.	
ecb_16	{c200} <= {c150}	C 07.00.a	030	200	001	Formula Error : ecb_16 : {c200} <= {c150}, Rule Check: 5500 <= 4499.	
ecb_16	{c200} <= {c150}	C 07.00.a	060	200	001	Formula Error : ecb_16 : {c200} <= {c150}, Rule Check: 5500 <= 4499.	
ecb_16	{c200} <= {c150}	C 07.00.a	090	200	001	Formula Error : ecb_16 : {c200} <= {c150}, Rule Check: 5500 <= 4499.	
ecb_16	{c200} <= {c150}	C 07.00.a	015	200	002	Formula Error : ecb_16 : {c200} <= {c150}, Rule Check: 5500 <=	

[Edit Data](#) [Back](#)

Each entry on the Non-Blocking Error report needs to be acknowledged / explained. To enter an explanation the user must click the “Edit Data” button at which point the cells in the “Explanation” column will become editable.

http://iecwcbid10806/Home/Data/XBRL\_ILB\_B>Returns/31-Dec-2016/XBRL\_ILB\_NB/1938/\_editData

Edit Form

Banc Ceannais na hÉireann  
Central Bank of Ireland  
Eurosystem

**C333005: CRDIV Test Firm 333005** Logout

Ian OFlynn (C333005)

Home Data COREP Individual and Leverage Ratio (Banking) Returns 31-Dec-2016 Xbrl Non Blocking Rules Report | Edit Data

### Edit Form Data

Non-Blocking Errors Report							
Rule Code	Description	Template	Row Identifier	Column Code	Sheet No	Error	Explanation
ecb_16	{c200} <= {c1	C 07.00.a	015	200	001	Formula Error :	
ecb_16	{c200} <= {c1	C 07.00.a	030	200	001	Formula Error :	
ecb_16	{c200} <= {c1	C 07.00.a	060	200	001	Formula Error :	
ecb_16	{c200} <= {c1	C 07.00.a	090	200	001	Formula Error :	
ecb_16	{c200} <= {c1	C 07.00.a	015	200	002	Formula Error :	
ecb_16	{c200} <= {c1	C 07.00.a	040	200	002	Formula Error :	
ecb_16	{c200} <= {c1	C 07.00.a	110	200	001	Formula Error :	
ecb_16	{c200} <= {c1	C 07.00.a	130	200	001	Formula Error :	
ecb_16	{c200} <= {c1	C 07.00.a	140	200	001	Formula Error :	
ecb_16	{c200} <= {c1	C 07.00.a	150	200	001	Formula Error :	

Save Form Cancel

© 2013 Central Bank of Ireland

When in Edit mode on the report the “Save Form” button is enabled. If a user tries to save the report without having entered a comment for each rule break the following screen and associated error message will be displayed to the user.

Note: The user can hover over the highlighted cells to see a shortened version of the error message or can click the “View Errors” button to see the error message in greater detail.

http://iecwbid10806/Home/Data/XBRL\_ILB\_B>Returns/31-Dec-2016/XBRL\_ILB\_NB/1938/\_editData

Edit Form

Banc Ceannais na hÉireann  
Central Bank of Ireland  
Eurosystem

**C333005: CRDIV Test Firm 333005** [Logout](#)

Ian OFlynn (C333005)

Home > Data > COREP Individual and Leverage Ratio (Banking) Returns > 31-Dec-2016 > Xbri Non Blocking Rules Report | Edit Data

### Edit Form Data

There were errors on the form which prevented it from being saved. Hover over the highlighted cells to see a shortened version of the error messages or click on View Errors to view all errors, with detailed error messages. Alternatively click on 'Save With Errors' to save the form as a draft version, and you can fix the errors at a later time.

Non-Blocking Errors Report							
Rule Code	Description	Template	Row Identifier	Column Code	Sheet No	Error	Explanation
ecb_16	{c200} <= {c1	C 07.00.a	015	200	001	Formula Error :	Explanation 01/06/2017
ecb_16	{c200} <= {c1	C 07.00.a	030	200	001	Formula Error :	
ecb_16	{c200} <= {c1	C 07.00.a	060	200	001	Formula Error :	
ecb_16	{c200} <= {c1	C 07.00.a	090	200	001	Formula Error :	
ecb_16	{c200} <= {c1	C 07.00.a	015	200	002	Formula Error :	
ecb_16	{c200} <= {c1	C 07.00.a	040	200	002	Formula Error :	
ecb_16	{c200} <= {c1	C 07.00.a	110	200	001	Formula Error :	
ecb_16	{c200} <= {c1	C 07.00.a	130	200	001	Formula Error :	
ecb_16	{c200} <= {c1	C 07.00.a	140	200	001	Formula Error :	
ecb_16	{c200} <= {c1	C 07.00.a	150	200	001	Formula Error :	

[View Errors](#) [Save Form](#) [Save With Errors](#) [Cancel](#)

© 2013 Central Bank of Ireland [Conditions Of Use](#) | [Privacy Statement](#)

**Note:** The user can hover over the highlighted cells to see a shortened version of the error message or can click the “View Errors” button to see the error message in greater detail.

The user has two options at this stage...

- to complete the “Explanations” column in full and Save the form – which will permit the return to be finalised
- to click “Save with Errors” which saves the form for later editing but doesn’t allow the return to be finalised

If the user tries to finalise the return without fully completing the “Explanation” column fully the following error screen will be displayed to the user.

http://iecwcbid10806/Home/Data/XBRL\_ILB\_B>Returns/31-Dec-2016

Sections

Banc Ceannais na hÉireann  
Central Bank of Ireland  
Eunasytem

C333005: CRDIV Test Firm 333005  
Ian OFlynn

Logout

Home Data COREP Individual and Leverage Ratio (Banking) Returns 31-Dec-2016

Sections

Section

The 'COREP Individual and Leverage Ratio (Banking)' return is divided into sections.

Complete each section that applies to your institution and submit the return to the Central Bank.

Guidance Material  
Submit a Request

COREP Individual and Leverage Ratio (Banking) , 31-Dec-2016 - Sections

Section	Status	Required	Last Updated By	Last Updated
COREP Individual and Leverage Ratio Banking	Valid	Mandatory	Ian OFlynn	01-Jun-2017 (12:13)
Xbrl Non Blocking Rules Report	Invalid	Mandatory	Ian OFlynn	01-Jun-2017 (12:22)

Finalise

This Return cannot be Finalised yet because not all Templates have been properly completed - some Forms have been saved with errors (i.e. saved even though the data entered was invalid). Each Form that contains errors must be fixed and saved again before the Return can be finalised.

OK

© 2013 Central Bank of Ireland | Conditions Of Use | Privacy Statement

Contact Us

Once the user has filled in comments / explanations for all the error messages and the report is saved, the status of the Non-Blocking Rules report changes from "Invalid" to "Valid" and the process of Finalising the Return can now commence

http://iecwcbid10806/Home/Data/XBRL\_ILB\_B>Returns/31-Dec-2016

Sections

Banc Ceannais na hÉireann  
Central Bank of Ireland  
Eurosystem

**C333005: CRDIV Test Firm 333005** [Logout](#)

Ian OFlynn

Home ▶ Data ▶ COREP Individual and Leverage Ratio (Banking) Returns ▶ 31-Dec-2016


Sections

The 'COREP Individual and Leverage Ratio (Banking)' return is divided into sections.

Complete each section that applies to your institution and submit the return to the Central Bank .

[Guidance Material](#)  
[Submit a Request](#)

**COREP Individual and Leverage Ratio (Banking) , 31-Dec-2016 - Sections**

Section	Status	Required	Last Updated By	Last Updated	
<a href="#">COREP Individual and Leverage Ratio Banking</a>	Valid	Mandatory	Ian OFlynn	01-Jun-2017 (12:13)	
<a href="#">Xbrl Non Blocking Rules Report</a>	Valid	Mandatory	Ian OFlynn	01-Jun-2017 (12:24)	

[Finalise](#)

© 2013 Central Bank of Ireland | [Conditions Of Use](#) | [Privacy Statement](#) [Contact Us](#)

Once the status changes to "Valid" on the Report, the process of Finalising the Return can now commence.

## 5. Variance Analysis & Finalising Uploaded Files

Once a return has been successfully uploaded, accepted and processed, all blocking errors addressed and non-blocking errors acknowledged the file is ready to be finalised in advance of being signed-off.

- If the uploaded file is an Individual Return that **is not part** of a Grouped Return, the finalisation and sign-off process can commence
- If the uploaded file **is part** of a Return Group, the file can be finalised. However, the Group of returns that it is part of cannot be finalised and signed-off until all returns within that Group have been finalised

Variance Analysis checks will be performed as part of the finalising routine and all Variances must be explained in advance of the return instance being finalised.

### 5.1 Variance Analysis Explanation

The Online Reporting System contains a 'Variance Analysis' solution which compares CRD IV returns period on period and requires banking institutions to explain variances that exceed a certain percentage and threshold.

**N.B. The returns for the previous reporting period must be signed-off before the returns for the subsequent reporting period and the variance analysis explanations template can be finalised and signed-off.**

The following are the COREP and FINREP templates, which are covered by Variance Analysis:

#### COREP

- C01.00 OWN FUNDS
- C02.00 OWN FUNDS REQUIREMENTS
- C03.00 CAPITAL RATIOS
- C04.00 MEMORANDUM ITEMS

#### FINREP

- F01.01 Balance Sheet Statement: assets
- F01.02 Balance Sheet Statement: liabilities
- F01.03 Balance Sheet Statement: equity
- F02.00 Statement of Profit or Loss

An explanation is required for the following in relation to all templates listed above aside from F02.00:

- Where there is a positive or negative variance of greater than or equal to 10%, then an explanation must be provided. The 10% variance applies to all of the above templates except for the ratios in C03.00 CAPITAL RATIOS where any variance that exceeds +/- 5% must be explained.



- An explanation is required for any variance from Zero (increase or decrease)
- Where a + /- 10% variance is detected, an explanation is only required where this variance is ALSO greater than/= 1% of Own Funds (COREP) or 1% of Total Assets (FINREP)
- Variances in Percentages will be treated the same as amounts and will follow the same rules as above

#### F02.00

There is also a requirement to explain Variances in the data points within the FINREP Quarterly Statement of Profit or Loss template (FINREP 2.00).

Variance Analysis must be done on a quarter-by-quarter basis where income data points are expressed in terms of the actual value for that quarter as opposed to a cumulative year to date total for that data point. For an income data point to generate a variance error, **two conditions** need to be satisfied in tandem:

- a) Current / Previous quarter variance as expressed in absolute percentage terms must be greater than or equal 10%  
And
- b) The absolute value of the variance expressed as a percentage of FINREP Total Assets (from template F1.01) must be greater than or equal to 0.1%.

In the cases where:

- (a) The value of a data point changes from being a positive value in a previous period to a negative value in the current period or
- (b) Where the value of a data point changes from being a negative value in a previous period to a positive value in the current period

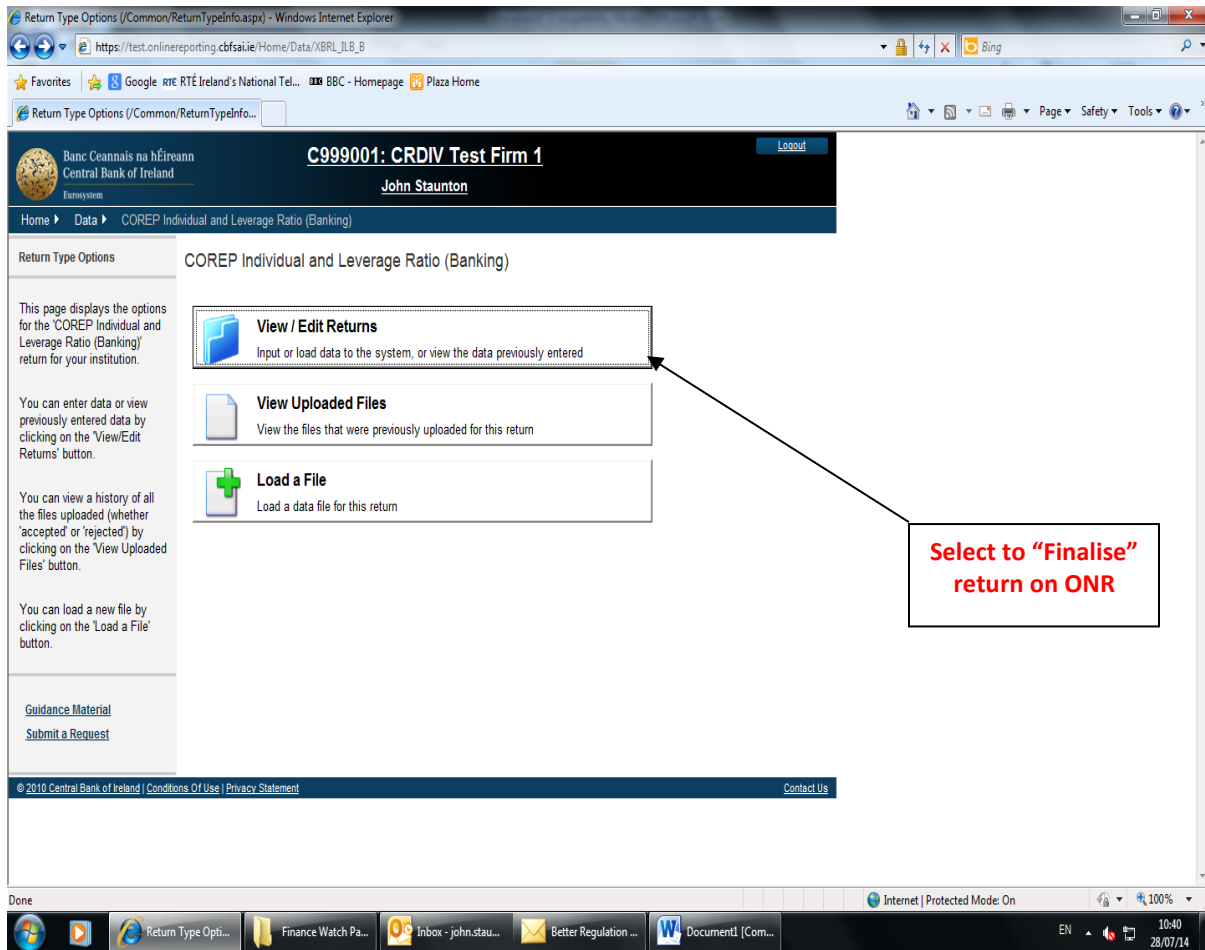
the variance formulae as outlined above must still be used and the answer expressed in absolute percentage terms.

The particular fiscal Year-End date relevant to a submitting institution will be taken into account when executing the variance calculation

## 5.2 Finalising an Individual Return

The following steps must be taken when Finalising an Individual valid return i.e. it has passed all Blocking / Non-Blocking rules.

To access a return to be Finalised, choose the return to be updated and click the View / Edit Returns option from within this return view



The screenshot displays a web browser window showing the 'Return Type Options' page for 'COREP Individual and Leverage Ratio (Banking)'. The page is titled 'C999001: CRDIV Test Firm 1' and is accessed by 'John Staunton'. The main content area features three buttons: 'View / Edit Returns', 'View Uploaded Files', and 'Load a File'. A red box with the text 'Select to "Finalise" return on ONR' has an arrow pointing to the 'View / Edit Returns' button. The 'View / Edit Returns' button description reads: 'Input or load data to the system, or view the data previously entered'. The 'View Uploaded Files' button description reads: 'View the files that were previously uploaded for this return'. The 'Load a File' button description reads: 'Load a data file for this return'. The page also includes a sidebar with 'Return Type Options' and 'Guidance Material' links, and a footer with copyright information for the Central Bank of Ireland.

Bank Coenais na hÉireann  
Central Bank of Ireland  
John Staunton

Home > Data > COREP Individual and Leverage Ratio (Banking) Returns > 30-Jun-2017

### Sections

The 'COREP Individual and Leverage Ratio (Banking)' return is divided into sections.

Complete each section that applies to your institution and submit the return to the Central Bank.

[Guidance Material](#)  
[Submit a Request](#)

#### COREP Individual and Leverage Ratio (Banking) , 30-Jun-2017 - Sections

Section	Status	Required	Last Updated By	Last Updated
<a href="#">COREP Individual and Leverage Ratio Banking</a>	Valid	Mandatory	John Staunton	19-Oct-2017 (09:53)
<a href="#">Variance Analysis Report</a>	Invalid	Mandatory	John Staunton	19-Oct-2017 (09:53)
<a href="#">Xbrl Non Blocking Rules Report</a>	Invalid	Mandatory	John Staunton	19-Oct-2017 (09:53)

[Finalise](#)

© 2013 Central Bank of Ireland | [Conditions Of Use](#) | [Privacy Statement](#) | [Contact Us](#)

Sections - Internet ... Inbox - john.staunton... CRDIV XBRL Uploa... 100% 09:53 19/10/17

The individual files loaded for that return instance are displayed as a list. User must click on the return instance that is required to be Finalised. When this is done, the following screen is displayed with the Finalise button displayed.

Sections (/Returns/Base/.../FirmUser/Sections.aspx) - Windows Internet Explorer

https://test.onlinereporting.cbsai.ie/Home/Data/XBRL\_ILB\_B/Returns/31-Mar-2014

Banc Coenannais na hÉireann  
Central Bank of Ireland

**C999001: CRDIV Test Firm 1** Logout

John Staunton

Home > Data > COREP Individual and Leverage Ratio (Banking) > Returns > 31-Mar-2014

Sections

The 'COREP Individual and Leverage Ratio (Banking)' return is divided into sections.

Complete each section that applies to your institution and submit the return to the Central Bank .

Section	Status	Required	Last Updated By	Last Updated
<a href="#">COREP Individual and Leverage Ratio Banking</a>	Valid	Mandatory	John Daly	22-Jul-2014 (14:15)
<a href="#">Variance Analysis Report</a>	Valid	Mandatory	John Daly	22-Jul-2014 (14:15)

Finalise

Guidance Material  
Submit a Request

© 2010 Central Bank of Ireland | Conditions Of Use | Privacy Statement Contact Us

Done

Internet | Protected Mode: On

10:45 28/07/14

Click on Variance Analysis Report

If there are variances (between this instance of the return and the previous quarter of the return) these are highlighted on the Variance Report (a link to which is displayed on this screen). Variances must be addressed before the return can be finalised. When the link to the Variance Report is pressed the screen below is displayed.

View Form (/Returns/Base/III/FirmUser/ViewForm.aspx) - Windows Internet Explorer

https://test.onlinereporting.cbfai.ie/Home/Data/XBRL\_ILB\_B/Returns/31-Mar-2014/XBRL\_ILB\_V/49

Banc Ceannais na hÉireann  
Central Bank of Ireland  
Eurosystem

**C999001: CRDIV Test Firm 1** Logout

John Staunton (C999001)

Home ▶ Data ▶ COREP Individual and Leverage Ratio (Banking) ▶ Returns ▶ 31-Mar-2014 ▶ Variance Analysis Report

**View Form Data**

**Variance Analysis Report**

Table Code	Column Code	Row Code	Previous Value	Current Value	Actual Change	Variance %	Explanation
C 01.00	010	010	17000.0000	59000.0000	42000.0000	247.0588	a
C 01.00	010	015	11000.0000	9000.0000	-2000.0000	-18.1818	a
C 01.00	010	020	8000.0000	-11000.0000	-19000.0000	-237.5000	a
C 01.00	010	030	16000.0000	6000.0000	-10000.0000	-62.5000	a
C 01.00	010	060	9000.0000	5000.0000	-4000.0000	-44.4444	a
C 01.00	010	070	0.0000	-6000.0000	-6000.0000	-100.0000	a
C 01.00	010	080	0.0000	-6000.0000	-6000.0000	-100.0000	a
C 01.00	010	130	-6000.0000	0.0000	6000.0000	100.0000	a
C 01.00	010	150	-6000.0000	0.0000	6000.0000	100.0000	a

Enter explanations here

Done

Internet | Protected Mode: On

10:41 28/07/14

The Previous and Current values for the data point as well as the variance in actual and percentage terms are displayed. The user must enter an explanation for each of the variances listed. If this is not done the following screen – highlighting where no variance explanation has been entered – is displayed.

Windows Internet Explorer window showing the 'Edit Form' page for 'C999001: CRDIV Test Firm 1'.

The page displays a 'Variance Analysis Report' table with the following data:

Table Code	Column Code	Row Code	Previous Value	Current Value	Actual Change	Variance %	Explanation
C 01.00	010	010	17000.0000	59000.0000	42000.0000	247.0588	
C 01.00	010	015	11000.0000	9000.0000	-2000.0000	-18.1818	
C 01.00	010	020	8000.0000	-11000.0000	-19000.0000	-237.5000	
C 01.00	010	030	16000.0000	6000.0000	-10000.0000	-62.5000	
C 01.00	010	060	9000.0000	5000.0000	-4000.0000	-44.4444	
C 01.00	010	070	0.0000	-6000.0000	-6000.0000	-100.0000	
C 01.00	010	080	0.0000	-6000.0000	-6000.0000	-100.0000	a
C 01.00	010	130	-6000.0000	0.0000	6000.0000	100.0000	a

The 'Explanation' column for rows 1 through 6 is empty. A callout box with an arrow pointing to these rows contains the text: **Cells without explanations are highlighted**.

The browser's taskbar shows several open applications: 'Edit Form (I/Sched...', 'My Pictures', 'Inbox - john.stau...', 'Better Regulation ...', and 'Document1 [Com...'. The system tray shows the date and time as 10:46 on 28/07/14.

If the user saves the Variance Analysis report without completing all the fields, they will be allowed to do so, however they will not be allowed to finalise the return. Once the Variance Analysis report is fully completed, the user will be allowed to save it without errors. The user can then proceed to finalise this individual file.

Sections (/Returns/Base/FirmUser/Sections.aspx) - Windows Internet Explorer

https://test.onlinereporting.cbfsai.ie/Home/Data/XBRL\_ILB\_B/Returns/31-Mar-2014

Sections (/Returns/Base/FirmUser/Sections.aspx)

Banc Ceannais na hÉireann  
Central Bank of Ireland  
Eurosystem

**C999001: CRDIV Test Firm 1** Logout

John Staunton

Home > Data > COREP Individual and Leverage Ratio (Banking) > Returns > 31-Mar-2014

Sections

The 'COREP Individual and Leverage Ratio (Banking)' return is divided into sections.

Complete each section that applies to your institution and submit the return to the Central Bank.

Section	Status	Required	Last Updated By	Last Updated	
<a href="#">COREP Individual and Leverage Ratio (Banking)</a>	Valid	Mandatory	John Daly	22-Jul-2014 (14:15)	
<a href="#">Variance Analysis Report</a>	Valid	Mandatory	John Daly	22-Jul-2014 (14:15)	

Finalise

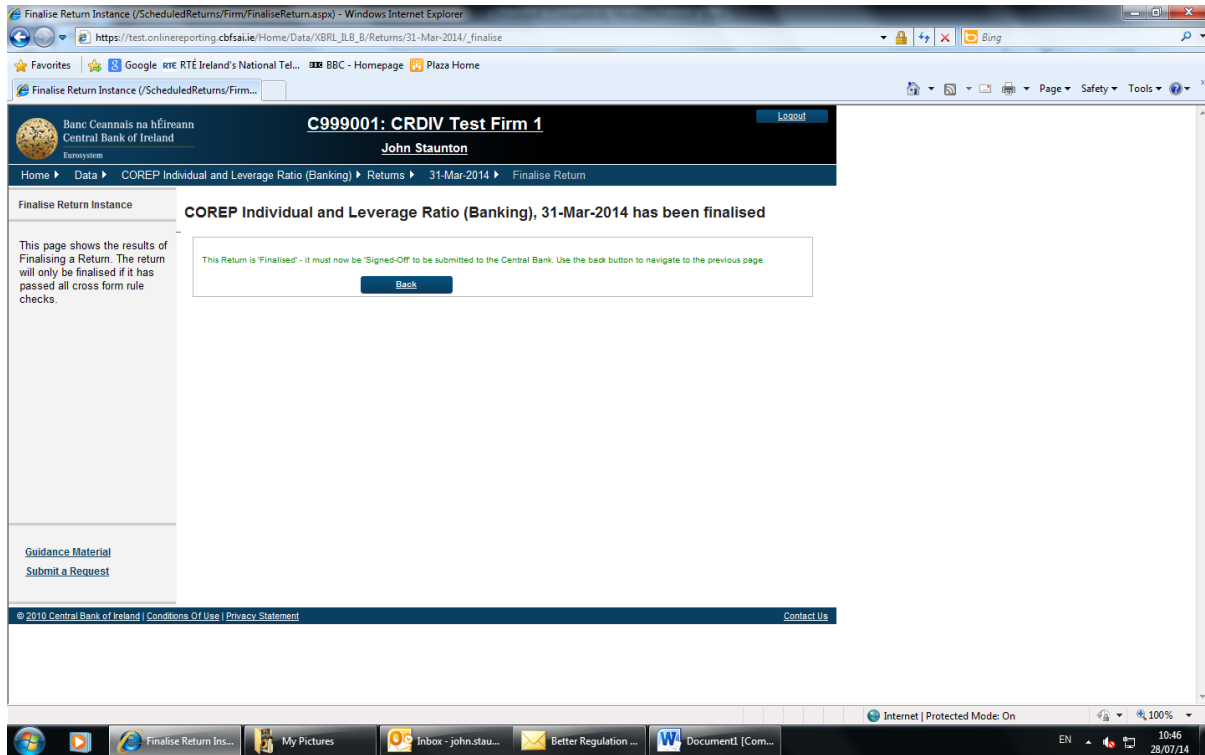
Click to Finalise the Return

Guidance Material  
Submit a Request

© 2010 Central Bank of Ireland | Conditions Of Use | Privacy Statement Contact Us

Done Internet | Protected Mode: On 1045 28/07/14

Once successfully finalised, the following screen will be displayed to the Finaliser.



The Return is now ready to be signed off. Note that the person that Signs Off the return must be a different user from the one who Finalises the Return.

The user within the firm who Signs-Off Returns will log in with their credentials and only this person will be able to access the Sign-Off functionality.



Sections (/Returns/Base/FirmUser/Sections.aspx) - Windows Internet Explorer

https://test.onlinereporting.cbfsai.ie/Home/Data/XBRL\_JLB\_B>Returns/31-Mar-2014

Sections (/Returns/Base/FirmUser/Sections.aspx)

Banc Ceannais na hÉireann  
Central Bank of Ireland  
Eurosystem

**C999001: CRDIV Test Firm 1** [Logout](#)

**John Staunton**

Home ▶ Data ▶ COREP Individual and Leverage Ratio (Banking) ▶ Returns ▶ 31-Mar-2014

Sections

The 'COREP Individual and Leverage Ratio (Banking)' return is divided into sections.

The return is locked and cannot be changed. You can still click on any section to view its data.

If you need to make a change, contact the Central Bank to get the return unlocked.

[Guidance Material](#)  
[Submit a Request](#)

**COREP Individual and Leverage Ratio (Banking) , 31-Mar-2014 - Sections**

Section	Status	Required	Last Updated By	Last Updated
<a href="#">COREP Individual and Leverage Ratio Banking</a>	Valid	Mandatory	John Daly	22-Jul-2014 (14:15)
<a href="#">Variance Analysis Report</a>	Valid	Mandatory	John Daly	22-Jul-2014 (14:15)

[Sign-Off](#)

**Click to Sign-Off the Return**

© 2010 Central Bank of Ireland | [Conditions Of Use](#) | [Privacy Statement](#) [Contact Us](#)

Done

Internet | Protected Mode: On

10:41  
28/07/14

## Sign-Off Confirmation

http://iecwcbid10806/Home/Data/XBRL-GRP-2/31-Dec-2016/\_signOff

HP Application Lifecycle Mana... Sign Off Return Instance

Banc Ceannais na hÉireann  
Central Bank of Ireland  
Eurosystem

**C333007: CRDIV Test Firm 333007** [Logout](#)

**Ian OFlynn**

Home ▶ Data ▶ XBRL ITS Quarterly Return Group | 31-Dec-2016 ▶ SignOff

Sign Off Return Instance

**Sign-Off Return**

**The return has been successfully signed-off**

You have successfully 'signed-off' the XBRL ITS Quarterly Return Group return for 31-Dec-2016 – it has now been submitted to the Central Bank.

This return was not submitted by the 25-Apr-2017 deadline – the failure to complete the submission in a timely fashion has been recorded.

*This Return is 'locked', and can't be changed until it is unlocked for revision by the Central Bank .*

Use the back button to navigate to the previous page.

[Back](#)

As outlined in section 4.3.2 above, if warning rules have been breached these need to be acknowledged by the user who is signing off the individual return. This is done by checking a box on the sign-off screen that is presented to the user.

The screenshot displays the 'Sign-Off Return' interface for Allied Irish Banks plc. The main content area is titled 'Sign-Off Return' and contains the following text:

**The Return is ready to be signed-off.**

The SBP Consolidated (Banking) return for 31-Dec-2016 must be 'signed-off' to complete the process of submitting data to the Central Bank.  
This return is being revised for the first time – it was originally due for submission by 20-Apr-2017.  
After you sign-off the return, it will be 'locked' once again, and you will no longer be able to make changes.

**Declaration**

This return has been accepted with warnings.

To signify your acceptance of this statement, tick the box below:

I declare that the information which has been entered for the SBP Consolidated (Banking) return for 31-Dec-2016 is complete and correct to the best of my knowledge.

Once you have verified the correctness of the data to your satisfaction, click the 'Sign-Off Return' button below to sign-off the return and submit the data to the Central Bank. This will complete the process of submitting the return (for this period).

Buttons: Cancel, Sign-off Return

### 5.3 Finalising a Grouped Return

When a return is part of an XBRL return group, a number of key points must be noted:

- The Individual return must firstly be finalised
- Then the Return Group that the Return is part of must be Finalised
- The Finalising of the Return Group must be done in advance of the Return Group being signed off
- The Individual Return is never signed off – just the Grouped Return

When a user logs into the ONR in the Institution context, they will be presented with the view of the returns that they are required to upload. Some of these will be Individual Returns and others will be part of a Return Group.

### Investment Firms - XBRL Only

Name	Description	
<a href="#">Asset Encumbrance Consolidated</a>	Asset Encumbrance Consolidated	
<a href="#">Asset Encumbrance Individual</a>	Asset Encumbrance Individual	
<a href="#">COREP Consolidated and Leverage Ratio</a>	COREP Consolidated and Leverage Ratio	
<a href="#">COREP Individual and Leverage Ratio</a>	COREP Individual and Leverage Ratio	
<a href="#">COREP Large Exposures Consolidated</a>	COREP Large Exposures Consolidated	
<a href="#">COREP Large Exposures Individual</a>	COREP Large Exposures Individual	
<a href="#">Initial Market Valuation Consolidated</a>	Initial Market Valuation Consolidated	
<a href="#">Initial Market Valuation Individual</a>	Initial Market Valuation Individual	
<a href="#">SBP Consolidated</a>	SBP Consolidated	
<a href="#">SBP Individual</a>	SBP Individual	

**Individual Returns**

### [XBRL ITS Monthly Liquidity Return Group](#)

Name	Description	
<a href="#">COREP Additional Liquidity Monitoring Individual</a>	COREP Additional Liquidity Monitoring Individual	
<a href="#">COREP Additional Liquidity Monitoring Consolidated</a>	COREP Additional Liquidity Monitoring Consolidated	
<a href="#">LCR DA Individual (Banking)</a>	LCR DA Individual (Banking)	
<a href="#">LCR DA Consolidated (Banking)</a>	LCR DA Consolidated (Banking)	

**Grouped Return**

### [XBRL ITS Quarterly Return Group](#)

**Group Name**

Name	Description	
<a href="#">Asset Encumbrance Individual (Banking)</a>	Asset Encumbrance Individual (Banking)	
<a href="#">Asset Encumbrance Consolidated (Banking)</a>	Asset Encumbrance Consolidated (Banking)	
<a href="#">COREP Individual and Leverage Ratio (Banking)</a>	COREP Individual and Leverage Ratio (Banking)	
<a href="#">COREP Consolidated and Leverage Ratio (Banking)</a>	COREP Consolidated and Leverage Ratio (Banking)	
<a href="#">FINREP Individual (Banking)</a>	FINREP Individual (Banking)	
<a href="#">FINREP Solo (Banking)</a>	FINREP Solo (Banking)	
<a href="#">FINREP Consolidated (Banking)</a>	FINREP Consolidated (Banking)	
<a href="#">Stable and Required Funding Individual (Banking)</a>	Stable and Required Funding Individual (Banking)	
<a href="#">Stable and Required Funding Consolidated (Banking)</a>	Stable and Required Funding Consolidated (Banking)	
<a href="#">COREP Large Exposures Individual (Banking)</a>	COREP Large Exposures Individual (Banking)	
<a href="#">COREP Large Exposures Consolidated (Banking)</a>	COREP Large Exposures Consolidated (Banking)	

**Grouped Return**

When the user clicks on the Group Name Hyperlink the current status of the Return Group for a particular reporting period will be displayed.

The screen below displays the status of the XBRL Quarterly Return Group. A status of Incomplete on the Group indicates that there are individual returns within in the Group that have not yet been Finalised (and until they have been finalised, the Group cannot be Finalised or Signed Off)

The screenshot shows a web browser window with the URL <http://iecwcbid10806/Home/Data/XBRL-GRP-2>. The page header includes the Central Bank of Ireland logo and the text "Banc Ceannais na hÉireann Central Bank of Ireland Eurosystem". The user is logged in as "ian OFlynn" for firm "C333006: CRDIV Test Firm 333006". The breadcrumb trail is "Home > Data > XBRL ITS Quarterly Return Group".

The main content area is titled "View/Edit Returns" and contains a table with the following data:

Reporting Date	Status	Last Updated By	Last Updated
<a href="#">30-Sep-2016</a>	Incomplete	ian OFlynn	01-Jun-2017 (10:56)
<a href="#">31-Dec-2016</a>	Invalid	ian OFlynn	02-May-2017 (12:06)

A red box with the text "Grouped Return Status" has an arrow pointing to the "Invalid" status in the second row of the table.

At the bottom of the page, there are links for "Guidance Material" and "Submit a Request". The footer contains copyright information: "© 2013 Central Bank of Ireland | Conditions Of Use | Privacy Statement" and a "Contact Us" link.

To view the status of the individual returns within a Return Group, click on the particular reporting date hyperlink in the screen above. This will display the individual returns, their Finalisation status as well as the status of the overall Return Group.

http://iecwcbid10806/Home/Data/XBRL-GRP-2/30-Sep-2016

Sign Off Group Returns

Banc Ceannais na hÉireann  
Central Bank of Ireland  
Eurosystem

**C333006: CRDIV Test Firm 333006** Logout

Ian OFlynn

Home Data XBRL ITS Quarterly Return Group | 30-Sep-2016

Sign Off Group Returns

### XBRL ITS Quarterly Return Group , 30-Sep-2016 - Returns

Section	Status	Last Updated By	Last Updated
Stable and Required Funding Individual (Banking)	Valid	Ian OFlynn	01-Jun-2017 (14:23)
COREP Individual and Leverage Ratio (Banking)	Valid	Ian OFlynn	01-Jun-2017 (14:21)

**Individual Returns Status**

XBRL ITS Quarterly Return Group Status: Incomplete

Show Errors Finalise Group

**Group Status**

Guidance Material  
Submit a Request

© 2013 Central Bank of Ireland | Conditions Of Use | Privacy Statement Contact Us

If the user tries to Finalise the Group at this stage (before the individual returns have been Finalised) the following error message is displayed.

http://fecwcbid10806/Home/Data/XBRL-GRP-2/30-Sep-2016

Sign Off Group Returns

Banc Ceannais na hÉireann  
Central Bank of Ireland  
Eurosysteem

**C333006: CRDIV Test Firm 333006** [Logout](#)

[Home](#) > [Data](#) > XBRL ITS Quarterly Return Group | 30-Sep-2016

[Sign Off Group Returns](#)

**XBRL ITS Quarterly Return Group , 30-Sep-2016 - Returns**

Section	Status	Last Updated By	Last Updated
<a href="#">Stable and Required Funding Individual (Banking)</a>	Valid	Ian OFlynn	01-Jun-2017 (10:56)
<a href="#">COREP Individual and Leverage Ratio (Banking)</a>	Valid	Ian OFlynn	01-Jun-2017 (11:24)

**XBRL ITS Quarterly Return Group Status:** Incomplete

[Show Errors](#) [Finalise Group](#)

[Guidance Material](#)  
[Submit a Request](#)

All Returns within the group must be finalised.  
[OK](#)

© 2013 Central Bank of Ireland | [Conditions Of Use](#) | [Privacy Statement](#) [Contact Us](#)

Each individual return needs to be Finalised as per the process outlined in Section 5.2 above (this will include the addressing of any individual return errors for these returns).

If any individual return within a Group have been a status other than Finalised, the Group will have a status Incomplete.

Sign Off Group Returns

Banc Ceannais na hÉireann  
Central Bank of Ireland  
Eurosystem

**C333006: CRDIV Test Firm 333006** [Logout](#)

Ian OFlynn

Home ▶ Data ▶ XBRL ITS Quarterly Return Group | 30-Sep-2016

Sign Off Group Returns

### XBRL ITS Quarterly Return Group , 30-Sep-2016 - Returns

Section	Status	Last Updated By	Last Updated
Stable and Required Funding Individual (Banking)	Finalised	Ian OFlynn	01-Jun-2017 (14:25)
COREP Individual and Leverage Ratio (Banking)	Valid	Ian OFlynn	01-Jun-2017 (14:21)

**XBRL ITS Quarterly Return Group Status:** Incomplete

[Show Errors](#) [Finalise Group](#)

Individual Return Not Yet Finalised results in a Group Status of Incomplete

[Guidance Material](#)  
[Submit a Request](#)

© 2013 Central Bank of Ireland | [Conditions Of Use](#) | [Privacy Statement](#) [Contact Us](#)

When all Individual Returns within a Group have a status of Finalised, the Group can now be Finalised by clicking on the “Finalise Group” button.

It is at this point that Cross Return validation rules are run (i.e. validations between data-points on two or more different returns within a Return Group which may prevent the Group from being Finalised and require one or more individual files to be resubmitted). If Cross-Return blocking validation errors are encountered, the Group Status will change to “Invalid” and the Finaliser can see what errors exist by clicking the “Show Errors” button on the screen.

**Note:** Any user who has permission to Finalise an Individual Return will have permission to Finalise the Group Return of which they are part.

http://iecwcbid10806/Home/Data/XBRL-GRP-2/30-Sep-2016

Sign Off Group Returns

Banc Ceannais na hÉireann  
Central Bank of Ireland  
Eurosystem

**C333006: CRDIV Test Firm 333006** [Logout](#)

Ian O'Flynn

Home > Data > XBRL ITS Quarterly Return Group | 30-Sep-2016

Sign Off Group Returns

### XBRL ITS Quarterly Return Group , 30-Sep-2016 - Returns

Section	Status	Last Updated By	Last Updated
<a href="#">Stable and Required Funding Individual (Banking)</a>	Finalised	Ian O'Flynn	01-Jun-2017 (14:25)
<a href="#">COREP Individual and Leverage Ratio (Banking)</a>	Finalised	Ian O'Flynn	01-Jun-2017 (14:27)

**XBRL ITS Quarterly Return Group Status:** Invalid

[Show Errors](#) [Finalise Group](#)

**Group has status of "Invalid" indicating that Cross Return Errors exist.**

**Finaliser clicks "Show Errors" to see the Cross Return errors that exist**

[Guidance Material](#)  
[Submit a Request](#)

© 2013 Central Bank of Ireland | [Conditions Of Use](#) | [Privacy Statement](#) [Contact Us](#)

If cross-return blocking validations exist, all individual return submitters will receive an e-mail informing them that such errors have occurred and directing them to see further details.

Reply Reply All Forward IM

noreply@centralbank.ie | O'Flynn, Ian (Contractor) 14:31

**XBRL ITS Quarterly Return Group failed cross return validation**

The XBRL ITS Quarterly Return Group has been Finalised and contains errors. You have submitted some of the returns contained in this group. For further details on the invalid records, login to the Online Reporting website.



Details of the blocking errors are visible in ONR on the following screen

The screenshot shows a web browser window with the URL <http://iecwcbid10806/Home/Data/XBRL-GRP-2/31-Dec-2016#Errors>. The page header includes the Central Bank of Ireland logo and the text "Banc Ceannais na hÉireann Central Bank of Ireland Eurosystem". The user is identified as "lan OFlynn" and the firm as "C333006: CRDIV Test Firm 333006". The page title is "XBRL ITS Quarterly Return Group , 31-Dec-2016 - Returns". The main content area is titled "Blocking Errors" and contains a table with two rows of error details. A "Back" button is located to the right of the table. The footer includes "© 2013 Central Bank of Ireland | Conditions Of Use | Privacy Statement" and a "Contact Us" link.

Code	Message
XBR-RUL-0003	Formula Error : v2852_m : {F 32.04.a, r020.c010} <= sum({F 01.02, c010, (r020, r062, r150)}). Rule check: 12501 <= 9000. Template: F 32.04.a Row: 020 Column: 010
XBR-RUL-0003	Formula Error : v2853_m : if {F 00.01, r010,c010} = {eba_AS>x2} then {F 32.04.a, r030,c010} <= sum({F 10.00, c020, (r300-320)}) + sum({F 11.01, c020, (r510-530)}). Rule check: 12501 <= 9000. Template: F 32.04.a Row: 030 Column: 010

The submitting entity will be required to address these errors and resubmit the relevant returns. When this is done, the individual resubmitted returns will need to be Finalised as well as the Group Return following the same process as outlined above.

In addition to checks for cross-return blocking errors, validation is also performed on cross-returns non-blocking errors (i.e. validations between data points on different returns within a Returns Group, which need to be acknowledged on Finalising the Group but do not require return resubmission). Details of these errors are displayed to the firm on the following screen.

http://iecwcbid10806/Home/Data/XBRL-GRP-2/30-Sep-2016#Errors

Sign Off Group Returns

Banc Ceannais na hÉireann  
Central Bank of Ireland  
Eurosystem

**C333004: CRDIV Test Firm 333004** [Logout](#)

Ian OFlynn

Home ▶ Data ▶ XBRL ITS Quarterly Return Group | 30-Sep-2016

Sign Off Group Returns

### XBRL ITS Quarterly Return Group , 30-Sep-2016 - Returns

#### Non-blocking Errors

Code	Message	Comment
XBR-RUL-0004	Formula Error : v3331_i : {C 01.00, r750 , c010}=={C 01.00.a, r020 , c050 , s010}. Rule check: 1500 = 2501.	

[Edit Data](#) [Back](#)

**Cross Return Non-Blocking errors need to be acknowledged before Group Finalising can take place**

[Guidance Material](#)  
[Submit a Request](#)

© 2013 Central Bank of Ireland | [Conditions Of Use](#) | [Privacy Statement](#) [Contact Us](#)

Once all Cross Return errors have been acknowledged the Group Return is ready to be Finalised and subsequently signed off.

http://iecwcbid10806/Home/Data/XBRL-GRP-2/30-Sep-2016#

Sign Off Group Returns

Banc Ceannais na hÉireann  
Central Bank of Ireland  
Eurosystem

**C333004: CRDIV Test Firm 333004** Logout

Ian OFlynn

Home Data XBRL ITS Quarterly Return Group | 30-Sep-2016

Sign Off Group Returns

### XBRL ITS Quarterly Return Group , 30-Sep-2016 - Returns

Section	Status	Last Updated By	Last Updated
<a href="#">Stable and Required Funding Individual (Banking)</a>	Finalised	Ian OFlynn	15-Jun-2017 (09:31)
<a href="#">COREP Individual and Leverage Ratio (Banking)</a>	Finalised	Ian OFlynn	15-Jun-2017 (09:32)

**XBRL ITS Quarterly Return Group Status:** Invalid

Show Errors Finalise Group

**Group status still invalid until Group is Finalised. Click Finalise button to perform this**

[Guidance Material](#)  
[Submit a Request](#)


© 2013 Central Bank of Ireland | [Conditions Of Use](#) | [Privacy Statement](#) [Contact Us](#)

On successful Finalisation of the Group Return the status of the group will change to “Finalised” as seen on the screenshot below. The Sign-Off button is also visible on this screen however, Sign-Off of the Group return must be performed by a user who has different access permissions to the Group Finaliser.

If the person who Finalises the Group tries also to Sign Off the Group, an error screen will be displayed to them and they will be prevented for performing this action.

[←](#) [⇒](#) <http://iecwcbid10806/Home/Data/XBRL-GRP-2/30-Sep-2016#>

Sign Off Group Returns ×


 Banc Ceannais na hÉireann  
 Central Bank of Ireland  
 Eurosystem

**C333004: CRDIV Test Firm 333004** [Logout](#)

Ian O'Flynn

[Home](#) ▶ [Data](#) ▶ [XBRL ITS Quarterly Return Group](#) | 30-Sep-2016

Sign Off Group Returns

### XBRL ITS Quarterly Return Group , 30-Sep-2016 - Returns

Section	Status	Last Updated By	Last Updated
<a href="#">Stable and Required Funding Individual (Banking)</a>	Finalised	Ian O'Flynn	15-Jun-2017 (09:31)
<a href="#">COREP Individual and Leverage Ratio (Banking)</a>	Finalised	Ian O'Flynn	15-Jun-2017 (09:32)

**XBRL ITS Quarterly Return Group Status:** Finalised

[Show Errors](#) [Sign Off Group](#)

[Guidance Material](#)  
[Submit a Request](#)

© 2013 Central Bank of Ireland | [Conditions Of Use](#) | [Privacy Statement](#) [Contact Us](#)

When a different user, with Sign-Off permission – logs into ONR they can navigate to the Group status screen above and click the Sign-Off Group button. When this is done the following screen is displayed to them.

http://iecwcbid10806/Home/Data/XBRL-GRP-2/30-Sep-2016/\_signOff

Sign Off Return Instance

Banc Ceannais na hÉireann  
Central Bank of Ireland  
Eurosystem

**C333004: CRDIV Test Firm 333004** Logout

Mark Doyle

Home Data XBRL ITS Quarterly Return Group 1 30-Sep-2016 SignOff

Sign Off Return Instance

### Sign-Off Return

**The Return is ready to be signed-off.**

The XBRL ITS Quarterly Return Group return for 30-Sep-2016 must be 'signed-off' to complete the process of submitting data to the Central Bank

This return was due to be submitted by 21-Apr-2017 – IT IS NOW OVERDUE.

*After you sign-off the return, it will be 'locked' and you will no longer be able to make changes (unless the return is subsequently unlocked by the Central Bank for revision).*

#### Declaration

To signify your acceptance of this statement, tick the box below:

Once you have verified the correctness of the data to your satisfaction, click the 'Sign-Off Return' button below to sign-off the return and submit the data to the Central Bank. This will complete the process of submitting the return (for this period).

I declare that the information which has been entered for the XBRL ITS Quarterly Return Group return for 30-Sep-2016 is complete and correct to the best of my knowledge.

Cancel Sign-off Return

[Guidance Material](#)  
[Submit a Request](#)

© 2013 Central Bank of Ireland | [Conditions Of Use](#) | [Privacy Statement](#) [Contact Us](#)

The user signing off must tick the Declaration check box confirming that the Returns information is complete and correct before the "Sign-Off Return" button is enabled. Once this is done, a sign-off confirmation screen is displayed to them.

http://iecwcbid10806/Home/Data/XBRL-GRP-2/30-Sep-2016/\_signOff

Sign Off Return Instance

Banc Ceannais na hÉireann  
Central Bank of Ireland  
Eurosystem

**C333004: CRDIV Test Firm 333004** [Logout](#)

[Mark Doyle](#)

Home > Data > XBRL ITS Quarterly Return Group > 30-Sep-2016 > SignOff

Sign Off Return Instance

### Sign-Off Return

**The return has been successfully signed-off**

You have successfully 'signed-off' the XBRL ITS Quarterly Return Group return for 30-Sep-2016 – it has now been submitted to the Central Bank.

This return was not submitted by the 21-Apr-2017 deadline – the failure to complete the submission in a timely fashion has been recorded.

*This Return is 'locked', and can't be changed until it is unlocked for revision by the Central Bank .*

Use the back button to navigate to the previous page.

[Back](#)

[Guidance Material](#)  
[Submit a Request](#)

© 2013 Central Bank of Ireland | [Conditions Of Use](#) | [Privacy Statement](#) [Contact Us](#)

When the back button is clicked on this screen, the following screen is displayed showing the status of the Individual Returns within the Group as Signed-Off and also the Group Status Sign-Off

Sign Off Group Returns

### XBRL ITS Quarterly Return Group , 30-Sep-2016 - Returns

Section	Status	Last Updated By	Last Updated
<a href="#">Stable and Required Funding Individual (Banking)</a>	SignedOff	Ian OFlynn	15-Jun-2017 (09:31)
<a href="#">COREP Individual and Leverage Ratio (Banking)</a>	SignedOff	Ian OFlynn	15-Jun-2017 (09:32)

**XBRL ITS Quarterly Return Group Status:** SignedOff

Show Errors

[Guidance Material](#)  
[Submit a Request](#)

- END -