AmTrust International Underwriters DAC

Solvency and Financial Condition Report

For the year ending 31 December 2023

Contents

Glossary of Terms 3

Executive Summary 4

A. Business and Performance 12

A.1 Business Profile 12
A.2 Underwriting Performance 16
A.3 Investment Performance 19
A.4 Performance of other activities 20
A.5 Any other information 20

B. System of Governance 22

B.1 General information on the system of governance 22
B.2 Fit and Proper Requirements 22
B.3 Risk management system including the own risk solvency assessment 34
B.4 Internal control system 37
B.5 Internal audit function 38
B.6 Actuarial function 39
B.7 Outsourcing 40
B.8 Any other information 42

C.Risk Profile 44

C.1 Underwriting risk 44
C.2 Market Risk 45
C.3 Credit risk 46
C.4 Liquidity risk 48
C.5 Operational risk 49
C.6 Other material risks 50
C.7 Any other information 52

D. Valuation for solvency purposes 54

D.1 Assets 55
D.2 Technical Provisions 57
D.3 Other liabilities 55
D.4 Alternative methods for valuation 63
D.5 Any other information 63

E. Capital Management 65

E.1 Own funds 65
E.2 Solvency capital requirement and minimum capital requirement 67
E.3 Use of duration-based equity risk sub-module in the calculation of Solvency Capital 70
E.4 Difference between the Standard Formula and the Internal Model used 70
E.5 Non-compliance with the Minimum Capital Requirement and non-compliance with the Solvency Capital Requirement 70
E.6 Any other information 70

Appendix 71

Glossary of Terms

AFSI	AmTrust Financial Services Inc.
AIIL	AmTrust International Insurance Limited
AMSL	AmTrust Management Services Limited
AIU	AmTrust International Underwriters DAC
ARC	Action Review Committee
Board	Board of Directors of AIU
CBI	Central Bank of Ireland
CEO	Chief Executive Officer
CFO	Chief Financial Officer
CRO	Chief Risk Officer
Company	AmTrust International Underwriters DAC
DAC	Deferred Acquisition Costs
DTA	Deferred Tax Asset
EEA	European Economic Area
EIOPA	European Insurance and Occupational Pensions Authority
ENID	Events Not in Data
ERM	Enterprise Risk Management
EXEC	Executive Director
GNED	Group Non-Executive Director
HOAF	Head of Actuarial Function
INED	Independent Non-Executive Director
Irish GAAP	Generally Accepted Accounting Principles
KRI	Key Risk Indicator
MCR	Minimum Capital Requirement
NED	Non-Executive Director
ORSA	Own Risk and Solvency Assessment
Own Funds	Available capital under Solvency II
PCF	Pre-approval Control Function
QRT	Quantitative Reporting Template
RAF	Risk Authorisation Form
RCC	Risk and Compliance Committee
SCR	Solvency Capital Requirement
SFCR	Solvency and Financial Condition Report
SOX	Sarbanes-Oxley Act of 2002
TIC	Technology Insurance Company
TOM	Target Operating Model
TP's	Technical Provisions
UPR	Unearned Premium Reserve
USP	Underwriting Specific Parameter

Executive Summary

Overview of the Business

AmTrust International Underwriters Designated Activity Company ("AIU" or the "Company") is a non-life insurance company headquartered in Dublin, with a branch in Italy.

AIU writes multiple lines of business across the EEA and has a run off portfolio in the US. Its primary lines of business during 2023 were mortgage insurance, commercial credit, warranty, payment and income protection insurance, accident and health, professional liability, legal expenses and property.

The Company operates under the EU Solvency II framework and is regulated by the Central Bank of Ireland ("CBI").

The Company is a wholly owned subsidiary of AmTrust Equity Solutions Limited ("AES") which is a company incorporated in Bermuda. The Company is a subsidiary within the AmTrust Financial Services Inc. group. The Company's ultimate parent is Evergreen Parent L.P., a Delaware registered United States limited liability company. .

Solvency II

As a regulated insurance company, AIU is subject to the regulatory rules and principles adopted by Ireland and the European Union, which came into effect on 1 January 2016. Solvency II is a regulatory regime, which is designed to set an appropriate level of capital that appropriately reflects the specific risk profile of insurance companies within the regime.

As an insurance company, the biggest source of risk in the business model relates to the uncertainty around forecasting what the Company's future claims might be for the insurance policies that it has underwritten. Some of these liabilities could be realised many years after the original policy incepted and the associated premium collected. Regulatory capital is designed to act as buffer, which is to be held within the Company's assets and liabilities and provides a safety mechanism to protect policyholders should the Company incorrectly estimate its future liabilities or if unforeseen stressed events occur which impact the markets in which it operates.

This Solvency and Financial Condition Report is a Solvency II requirement produced in accordance with Article 52 of Statutory Instrument 485 of 2015, Articles 290 to 303 of Commission Delegated Regulation (EU) 2015/35 and the EIOPA guidelines on reporting and public disclosure (B0S-15-109). The SFCR is designed to give the Company's customers and stakeholders an insight into the types of business the Company writes, how it manages that business and the overall solvency and financial condition of the Company, including its solvency capital position.

This is the eighth SFCR prepared by the Company and covers the year ended 31 December 2023.

Capital Position and Financial Strength

Under the Solvency II framework, a Company is required to hold sufficient economic capital to withstand the impact of an adverse 1-in-200 year event (or series / combination of events). This is known as the Company's Solvency Capital Requirement ("SCR"). AIU measures its SCR using the

Standard Formula and each year obtains independent confirmation that it is appropriate to measure the SCR using this approach.

As at 31 December 2023, the Company's SCR ratio stood at 160% (2022: 151%). The Company's Solvency Capital Requirement stood at €126.8m (2022: €150.1m) and as at that date it had surplus funds of €76.1m (2022: €76.5m)

As a member of the AmTrust Group, the Company benefits from financial, operational and management support. The AmTrust Group is a multinational property and casualty insurance group specialising in small to medium sized businesses. With extensive underwriting experience and a prestigious 'A-' (Excellent) Financial Size 'XV' rating from A.M. Best.

Business Strategy and Material Events

AIU is a multinational insurance company offering niche solutions to businesses and their customers. The Company seeks to exceed its stakeholders' expectations by using combined expertise and leadership to deliver market leading, innovative insurance solutions to its clients, with a focus on treating our customers fairly, whilst delivering and supporting the wider AmTrust Group strategy.

AIU focuses predominantly on small commercial business, property, casualty, extended warranty and specialty programmes and mortgage and credit. Working in partnership with its business partners, the Company strives to create a better customer experience with insurance solutions that match clients' and partners' business needs.

From an operational perspective core developments during the year were as follows:

-
- Renewal of the reinsurance treaty, "LPT", on historical business with AIIL, an AmTrust Group affiliate domiciled in Bermuda. The LPT was renewed on 30th June 2023 and covers an additional policy set between 1st January 2020 and 31st December 2020.
- Subsequent to the 100% quota share agreement entered into on September 9, 2022, regulatory authorisation was obtained to effectively transfer all French medical malpractice risk to a Compre group company (Bothnia International Insurance Company). This transaction was sanctioned by the High Court of Ireland on 4th July 2023 and was effective on 14th July 2023
- AIU's French branch ceased operating on 30 June 2023, shortly before the effective date of the portfolio transfer of AIU's FMM to Bothnia.
- A new claims and operations target operating model "TOM " implementation was significantly progressed during 2023 with the key structures and team leads agreed. Work to update and embed the aligned processes within AIU is ongoing.
- On October 30, 2023, the Company accepted a commutation offer from Nationale Borg Reinsurance N.V. to buy out all existing and future claims on its French housing surety bonds business. The Company continues to have a 60% reinsurance quota share with Nationale Borg Reinsurance N.V. on other risks not included in the commutation.
- Payment of €50m in dividends to the Company's parent, AmTrust Equity Solutions Ltd, during 2023.

Business and Performance (Section A)

The table below shows the Profit and Loss Account for the years ended 31st December 2023 and 31st December 2022 under Irish Generally Accepted Accounting Principles ("Irish GAAP")

Income Statement - Irish GAAP	2023 €'000	2022 €'000
Net Earned Premium	123,725	154,504
Net Incurred Claims	(63,393)	(109,161)
Net Operating Expenses	(54,721)	(57,585)
Net Technical Result	5,611	(12,242)
Allocation of Investment Income	6,067	(25,100)
Balance of Technical Account	**11,678**	**(37,342)**
Non-Technical Income	861	1,998
Profit / (Loss) Before Tax	**12,539**	**(35,344)**

The Company's underwriting profit for the year (shown as the Net Technical Result above) was €5.6m compared with a loss of €12.2m in the prior year. This was impacted by the following:

- A decrease in net earned premium. The net reduction in written premium was largely driven by the cessation of French medical malpractice business, continued reduction of commercial credit business renewals, reduced mortgage insurance volumes and reductions in accident & health run-off business. ,
- A reduction in net claims ratio to 51% (2022: 71%). The net cost of claims incurred during 2023 was €63.4m (2022 €109.2m). Core product lines have performed well during the year. Gross Claims increased during 2023 and primarily linked to deterioration in US Surplus Lines business which is 100% reinsured.
- A decrease in net operating expenses, operating costs include acquisition costs and administration costs. The gross and ceded acquisition costs have decreased year on year this decrease reflects the changes in the level of net premiums earned as outlined above. The decrease in net acquisition costs is partially offset by an increase in administration expenses which is primarily driven by increases in bad debt provision compared to releases in prior year.

Underwriting performance is reviewed in further detail in Section A.2.

The net investment result was a gain of €6.1m (2022 loss of €25.1m). The Company maintains a high-grade investment portfolio with a primary focus on capital preservation. Further information is included in Section A.3.

System of Governance (Section B)

The Board of Directors of AIU is responsible for the oversight of the management of the Company. Its responsibilities include (but are not limited to) agreeing the Company's strategic direction and objectives, compliance with applicable laws and regulations, ensuring the highest standards of governance are followed and ensuring that the management of the Company is both sound and prudent.

AIU's Board comprises an Independent Non-Executive Chair, three other Independent Non-Executive Directors, two Group Non-Executive Directors and two Executive Directors. The Board meets a minimum of six times a year and additionally as required. Board meetings are held in Dublin at the Company's head office, or by videoconference, as may be required.

The Company employs a "three lines of defence" governance model to ensure that risk management is effective, appropriate decisions are made and best practice is implemented and maintained.

There were no material changes to the system of governance during the year.

Risk Profile (Section C)

The Company calculates its required capital from a regulatory perspective by reference to certain risk categories that it is exposed to within its business model. The main risks to which the Company is exposed are:

- Underwriting risk,
- Market risk, and
- Credit risk.

For each risk category, the Company has articulated how much risk it is willing and able to accept based on its strategic profile and capital position. The Company has put in place systems and controls to manage its risk profile within its risk appetite statements. The Company uses a suite of Key Risk Indicators to monitor its exposure to the various risks to which it is exposed, and these are evaluated on a quarterly basis by the Board Risk and Compliance Committee.

Underwriting Risk

The Company's largest risk exposure is in respect of underwriting risk, which is broken down into two main components: premium risk and reserve risk. Premium risk is the risk that premiums are insufficient to cover the value of claims made; reserve risk is the risk that on-going claims are settled at a higher value than previously expected. The majority of the Company's material underwriting risk exposure comes from Miscellaneous Financial Loss. In addition, other material lines of business in terms of size are Credit & Suretyship and General Liability.

Market Risk

Market risk is the risk of loss of income or decrease in the value of assets caused by movements in the level and prices of financial instruments. Market risk includes factors such as equity values, property values, interest rates, foreign exchange and spread risk.

The Company's material exposures to market risk relate to spread risk on its bond portfolio and foreign exchange risk on its currency exposures. The Company's investment portfolio is predominantly invested in fixed income corporate and government bonds with an average rating of A+ across the portfolio. *Credit Risk*

Credit risk is the potential loss arising principally from adverse changes in the financial condition of intermediaries who sell the Company's policies, the issuers of fixed maturity securities and the financial condition of reinsurers.

The Company is subject to material risk exposures with respect to its reinsurers, banks and bond counterparties. The Company is exposed to credit risk in relation to material accounts with reinsurance counterparties.

Other risks

The Company is also exposed to the following other risks:

- Solvency risk;
- Liquidity risk;
- Operational risk;
- Legal and regulatory risk;
- Strategic risk;
- Group risk;
- Governance risk; and
- Reputational risk.

Further information on the Company's risk profile is included in Section C.

Valuation for Solvency Purposes (Section D)

Under Solvency II valuation principles, items in the Company's balance sheet are valued at the amount at which the assets and liabilities could be exchanged between knowledgeable willing parties in an arm's length transaction. This differs from the valuation used in the Company's financial statements, which are valued under Irish GAAP.

As at 31 December 2023, the Company's assets less liabilities were valued at €203m under Solvency II, compared with €186m under Irish GAAP. Further details on the valuation for solvency purposes are included in Section D.

Capital Management (Section E)

The Company's capital management objective is to maintain sufficient capital to safeguard the Company's ability to continue as a going concern and to protect the interests of all of its customers, investors, regulators and trading partners while also efficiently deploying capital and managing risk to sustain ongoing business development. The Company maintains a prudent buffer over the SCR.

The Company calculates its SCR using the Standard Formula. During 2023, the Company engaged Willis Towers Watson Limited ("WTW") to assist with an assessment of whether AIU's risk profile deviated from the assumptions underlying the Solvency II SCR as calculated according to the Standard Formula and whether these deviations were significant. This assessment is required as part of the Company's Own Risk and Solvency Assessment, in accordance with paragraph 1(c) of Article 45 of the Solvency II Framework Directive.

Based on the considerations set out in WTW's report, its view is that the Standard Formula provides an appropriate quantification of a one-year 99.5% value-at-risk for the Company, covering all material

quantifiable risks to which AIU is exposed and covering existing business, as well as the new business expected to be written over the following twelve months.

The Company does not use any Undertaking Specific Parameters allowed under Solvency II, nor does it use simplified calculations for any of the risk modules.

The table below shows the Company's capital position at 31 December 2023 and 31 December 2022:

Solvency II Capital Requirements As at 31st December	2023 €'000	2022 €'000
Own Funds	202,954	226,626
Solvency Capital Requirement (SCR)	126,832	150,149
Minimum Capital Requirement (MCR)	31,708	37,537
SCR Coverage	160%	151%
MCR Coverage *	619%	572%
* Eligible Own Funds: MCR 196.2m		

During 2023 there were no incidences of non-compliance with SCR or MCR requirements.

Information on the SFCR

SFCR Requirements

The Solvency and Financial Condition Report is produced in accordance with Article 52 of S.I. 485 of 2015, Articles 290 to 303 of Commission Delegated Regulation (EU) 2015/35 and the EIOPA guidelines on reporting and public disclosure (B05-15-09). The SFCR is required to be produced and made publicly available on an annual basis.

Article 3 of Commission Implementing Regulation (EU) 2023/895 requires that certain Quantitative Reporting Templates are to be included in the SFCR. These are included in the Appendix to this report.

External Audit

The Company's statutory auditors, KPMG, have audited the following QRT's:

- S02.01.02 : Balance Sheet
- S12.01.02 : Life and Health SLT Technical Provisions
- S17.01.02 : Non-Life Technical Provisions
- S19.01.21 : Non-Life Insurance Claims Information
- S23.01.01 : Own Funds

KPMG have also reviewed the narrative sections of this report (Sections D and E.1) for consistency with the related QRTs, in accordance with the Central Bank of Ireland's Requirement for External Audit of Solvency II Regulatory Returns / Public Disclosures.

Materiality

In preparing the SFCR, information disclosed herein is considered to be material where omitting, misstating or obscuring such information could reasonably be expected to influence the decisions or judgment of the users of this document.

Approval

This SFCR report was reviewed and approved by the Board of Directors of AIU on 28 March 2024.

Business and Performance

Section A

AmTrust International Underwriters
An AmTrust Financial Company

A. Business and Performance

A.1 Business Profile

AIU is a non-life insurance Company headquartered in Dublin, Ireland.

As its principal activity, AIU writes non-life insurance business throughout the EEA and has a run off portfolio in the US. Its primary lines of business during 2023 were mortgage insurance, commercial credit, warranty, payment and income protection insurance, accident and health, medical malpractice (run-off up to 14th July 2023), professional liability, property and legal expenses. AIU has a branch in Italy. AIU's French branch ceased to operate on 30 June 2023.

AmTrust Financial Services Group

The Company is a wholly owned subsidiary of AmTrust Equity Solutions Limited ("AES") which is a company incorporated in Bermuda. The Company is a subsidiary within the AmTrust Financial Services Inc. Group, "AFSI". The Company's ultimate parent is Evergreen Parent G.P, LLC, a Delaware registered United States limited liability company. Evergreen Parent G.P registered address is Corporation Trust Center, 1209 Orange Street, Wilmington, DE, 19801. AFSI underwrites and provides property and casualty insurance products in the United States and internationally to niche customer groups that it believes are generally underserved within the broader insurance market. As a subsidiary of AFSI the Company benefits from financial, operational and management support. AFSI is a multinational property and casualty insurer specialising in small to medium-sized businesses. With extensive underwriting experience and a prestigious "A-" (Excellent) Financial Size "XV" rating from A.M. Best, AFSI has earned a reputation as an innovative, technology driven provider of insurance products. Commitment to excellence is a common thread connecting each of the AmTrust companies.

AFSI's business model focuses on achieving targeted returns and profit growth with the careful management of risk. The Global Group pursues these goals through geographic and product diversification, as well as an in-depth understanding of its insured exposure. The product mix includes primarily; workers' compensation, extended warranty, and other commercial property/casualty insurance products, including title insurance. Workers' compensation and property/casualty insurance policyholders in the United States are generally small and middle market businesses. Extended warranty customers are manufacturers, distributors and retailers of commercial and consumer products. AmTrust has also built a strong and growing distribution of extended warranty and specialty risk products in Europe.

The Company, which is licensed in Ireland, writes insurance throughout Europe and the US, offering coverage for non-life insurance in Europe under classes 1, 2, 3, 7, 8, 9, 10, 13, 14, 15, 16, 17 and 18. AIU has a branch in Italy.

The Company is limited by shares and is wholly owned by AES which is a company incorporated in Bermuda. AIU's company number is 169384.

The Company's registered address is as follows:

AmTrust International Underwriters DAC,
6-8 College Green,
Dublin 2.
D02 VP48.
Tel : +353 (0)1 775 2900
Email : dublin@amtrustgroup.com

A.1.1 Supervisory authority

The Company is regulated by the Central Bank of Ireland. The Central Bank of Ireland's registered address is as follows:

Central Bank of Ireland,
New Wapping Street,
North Wall Quay,
Dublin 1
D01 F7X3
Tel : +353 (0) 1 224 6000
Fax : +353 (0) 1 671 5550
Email : enquiries@centralbank.ie

A.1.2 External auditor

The Company, together with the wider AmTrust Group, is audited by KPMG. KPMG's Irish office is located at:

KPMG,
1 Harbourmaster Place,
IFSC,
Dublin 1
D01 F6F5
Tel : +353 1 410 1000

A.1.3 Position within the legal structure of the group

The following simplified group structure chart shows where the Company sits within the wider AFSI group.

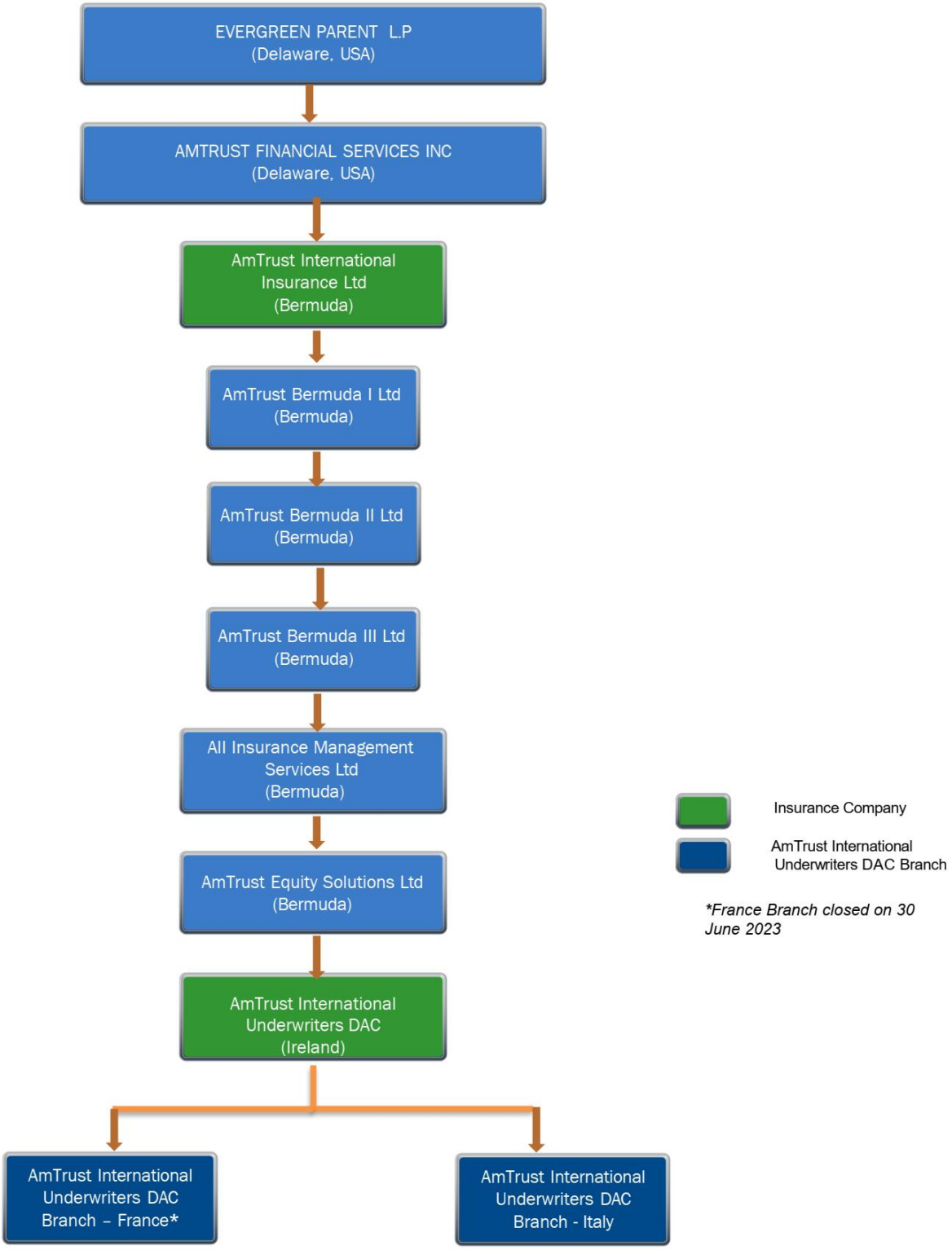

A.1.4 Material lines of business and material geographical areas where the Company carries out business

The principal activity of the Company is the underwriting of general insurance business in the EEA and the US. The Company's core product lines in 2023 were mortgage insurance, commercial credit, warranty, payment and income protection insurance, accident and health, medical malpractice (run-off up to 14th July 2023), professional liability, property and legal expenses.

A.1.5 Material events

During 2023 the Company continued to reposition itself to focus on core territories and lines of business. From an operational perspective other core developments during the year were as follows:

- Subsequent to the 100% quota share agreement entered into on September 9, 2022, regulatory authorisation was obtained to effectively transfer all French medical malpractice risk to a Compre group company (Bothnia International Insurance Company). This transaction was sanctioned by the High Court of Ireland on 4th July 2023 and was effective on 14th July 2023.
- AIU's French branch ceased operating on 30 June 2023, shortly before the effective date of the portfolio transfer of AIU's FMM to Bothnia.
- Renewal of the reinsurance treaty, "LPT", on historical business with AIIL, an AmTrust Group affiliate domiciled in Bermuda. The LPT was renewed on 30th June 2023 and covers an additional policy set between 1st January 2020 and 31st December 2020.
- On October 30, 2023, the Company accepted a commutation offer from its external French Construction Bond reinsurance partner, Nationale Borg Reinsurance N.V. to buy out the existing and future reinsurance claims on a specific 50% reinsured risk cohort. The Company continues to have a 60% reinsurance quota share with Nationale Borg Reinsurance N.V. on other risks not included in the commutation.
- Payment of €50m in dividends to the Company's parent, AmTrust Equity Solutions Ltd, during 2023.
- A new claims and operations target operating model "TOM " implementation was significantly progressed during 2023 with the key structures and team leads agreed. Work to update and embed the aligned processes within AIU is ongoing.

A.2 Underwriting Performance

All values shown in this section are reported on the basis of Irish Generally Accepted Accounting Principles ("Irish GAAP") and are in thousands of Euros (€000).

The table below details the underwriting performance by Line of Business for 2023 and the prior year:

Income Statement 2023	General Liability €'000	Misc Financial Loss €'000	Medical Expense €'000	Fire and Other Damage to Property €'000	Credit and Suretyship €'000	Other €'000	Total €'000
Gross premiums written	21,537	160,397	12,435	5,915	53,529	5,551	259,364
Reinsurers share	(13,946)	(78,816)	(3,955)	(1,986)	(43,717)	(2,099)	(144,519)
Net premiums written	7,591	81,581	8,480	3,929	9,812	3,452	114,845
Gross premiums earned	36,817	169,480	25,120	5,482	65,174	6,223	308,296
Reinsurers share	(27,356)	(87,882)	(10,897)	(1,452)	(54,729)	(2,255)	(184,571)
Net premiums earned	9,461	81,598	14,223	4,030	10,445	3,968	123,725
Gross claims incurred	(186,931)	(99,415)	(7,855)	(1,802)	(34,977)	(3,580)	(334,560)
Reinsurers share	182,134	51,914	4,794	(253)	31,615	305	270,509
Net claims incurred	(4,797)	(47,501)	(3,061)	(2,055)	(3,362)	(3,275)	(64,051)
Net operating expenses	(4,417)	(27,135)	(14,626)	(2,452)	(3,417)	(2,378)	(54,425)
Net technical result	247	6,962	(3,464)	(477)	3,666	(1,685)	5,249

Income Statement 2022	General Liability €'000	Misc Financial Loss €'000	Medical Expense €'000	Fire and Other Damage to Property €'000	Credit and Suretyship €'000	Other €'000	Total €'000
Gross premiums written	46,335	164,241	31,988	5,170	98,147	7,434	353,315
Reinsurers share	(31,854)	(76,099)	(13,230)	(1,989)	(81,945)	(2,856)	(207,973)
Net premiums written	14,481	88,142	18,758	3,181	16,202	4,578	145,342
Gross premiums earned	63,753	184,745	32,187	5,124	89,874	6,924	382,607
Reinsurers share	(44,393)	(91,481)	(11,666)	(2,115)	(76,305)	(2,143)	(228,103)
Net premiums earned	19,360	93,264	20,521	3,009	13,569	4,781	154,504
Gross claims incurred	(200,705)	(113,467)	(14,429)	(3,312)	(10,543)	(1,506)	(343,962)
Reinsurers share	151,481	97,308	4,272	58	(9,815)	(4,052)	239,252
Net claims incurred	(49,224)	(16,159)	(10,157)	(3,254)	(20,358)	(5,558)	(104,710)
Net operating expenses	(12,928)	(28,001)	(16,817)	(1,722)	(2,400)	(1,562)	(63,430)
Net technical result	(42,792)	49,104	(6,453)	(1,967)	(9,189)	(2,339)	(13,636)

*Note the above table is presented per S.05.01. This QRT includes the ALEA in net operating expenses whereas the financial statements include the ALEA in claims incurred. The ratios in the following section are based on the numbers presented in the above table.

Gross written premium levels reduced by 27% to €259.4m (2022: €353.3m). The net reduction in written premium was largely driven by the cessation of French medical malpractice business, continued reduction in commercial credit business, reduced mortgage insurance volumes and reductions in accident & health run-off business.

Earned premium, net of reinsurance, was lower than the prior year at €123.7m (2022: €154.5m). Gross earned premiums reduced reflecting the reduction in written premium year-on-year and in particular the non-renewal of French medical malpractice business. The reduction in net earned premiums broadly mirrored the decrease in gross earned premiums and there was also some variance attributable to a changing product mix year-on-year.

The Company's net claims ratio reduced during the year to 52% (2022: 68%). The net cost of claims incurred during 2023 was €64.1m (2022 €104.7m). The core product lines have performed well during the year. Gross Claims increased during 2023 primarily linked to deterioration in US Surplus Lines business which is 100% reinsured.

The Company's combined ratio has decreased during the year to 96% (2022: 109%). This was driven by a 16% decrease in loss ratio which is partially offset by a 3% increase in expense ratio. The expense ratio has increased due to a reduction in earned premium, albeit actual expenses have decreased year on year to €54.4m in 2023 compared to €63.4m in 2022.

Expenses include acquisition costs and administration costs. The gross and ceded acquisition costs have decreased year on year. This decrease reflects the changes in the level of net premiums written and earned as outlined above. The decrease in net acquisition costs is partially offset by an increase in administration expenses which is primarily driven by increases in bad debt provisions.

A.2.1 Material lines of business

A.2.1.1 Miscellaneous financial loss

Warranty

The key covers provided within this segment are consumer electronics, home emergency, plant and equipment and auto warranty.

The consumer electronics business segment includes cover in respect of mobile phones, televisions, white goods, computers and portable tablets.

The warranty business has performed consistently well over a number of years. The Company has extensive experience in this line of business in both the Nordic and continental European markets.
Payment Protection Insurance (PPI)

The payment protection segment continues to perform well. Historically the largest component of this business is income protection, which covers the loss of salary due to unemployment, or bankruptcy for self-employed individuals. Currently this business is primarily focused on the Nordic region and mainly sourced through broker channels.

A.2.1.2 Credit & Suretyship

Mortgage Insurance

Mortgage insurance covers the credit default risk for lenders of residential mortgages. Premiums are paid by the lenders (rather than the consumer) who are the insured party. Product offerings include

'Flow' insurance which provides prospective cover on a loan-by-loan basis and 'Structured/In Force' insurance, which provides cover to a portfolio of pre-existing loans. To date this business has been sourced via a partnership with Qualis Europe S.r.l, an affiliated AmTrust entity domiciled in Italy.

Commercial Credit

The Company operates a large commercial credit programme in the United States focused on offering protection to small and medium sized financial institutions in respect of auto loans. In the case of repossession and sale of the collateral vehicle, the insurance will reimburse the lender for a portion of the difference between the outstanding loan balance and the auction proceeds. The coverage has a loss limit per loan and requires the lender to attempt to prevent defaults as well as taking any appropriate actions / subrogation's prior to making a claim. This book has contracted during 2023, as new business has transitioned to alternative AmTrust Group insurance companies domiciled in the US. This is 100% reinsured with AmTrust Group affiliates.

Surety

Following the divestiture of the National Borg Surety business through a Group transaction with Liberty Mutual during 2019 and the subsequent portfolio transfer of this business during 2020, the Company's involvement in the Surety line of business significantly decreased in 2020 and continues to reduce. The Company continues to write a small select book of Spanish surety business.

A.2.1.3 General Liability

Financial Lines

This segment relates to financial lines products mainly driven by Directors and Officers Liability, Mergers and Acquisitions insurance and other Professional Liability products.

Medical Malpractice Liability (in run-off)

The Company ceased underwriting new French Medical Malpractice business on 5 May 2021. As noted above, the Company and Bothnia commenced the process, under section 13 of the of the Assurance Companies Act 1909, section 36 of the Insurance Act 1989 and Regulation 41 of the European Union (Insurance and Reinsurance) Regulations 2015, for the transfer of the business to Bothnia, to achieve legal finality. This transaction was sanctioned by the High Court of Ireland on 4th July 2023 and was effective on 14th July 2023.

General Liability

The Company ceased writing new general liability and professional indemnity business in the US at the start of 2019 and as a result, this business is in run-off. With effect from 1 July 2020, all claims payable on US Surplus Lines liabilities were fully reinsured with AmTrust Group affiliates.

A.2.1.4 Medical Expenses

Accident and Health

The Company offers several insurance products within this segment mainly driven by Medical and Dental insurance with elements of Personal Accident and Travel covers also included.

A.2.1.5 Fire and Other Damage to Property

The Company underwrites a portfolio of commercial and personal property insurance in Ireland and Continental Europe. Coverage includes commercial property, household and residential lettings business. Distribution is typically via the broker market.

A.2.1.6 Other

Other Business Lines comprise mainly of Legal Expenses and Income Protection Insurance, along with some other products with minimal premium values for 2023.

A.2.2 Material geographic areas

Performance in the top five countries, based on GWP, in which the Company operates is summarised in the table below.

Income Statement 2023	Italy €'000	France €'000	USA €'000	Sweden €'000	Denmark €'000	Other €'000	Total €'000
Net Earned Premium	11,791	16,690	273	32,237	20,976	41,758	123,725
Net Claims Incurred	(4,506)	(14,228)	(344)	(13,697)	(10,140)	(21,136)	(64,051)
Technical expenses	2,102	(286)	(5,198)	(10,515)	(4,038)	(36,490)	(54,425)
Underwriting result	**9,387**	**2,176**	**(5,269)**	**8,026**	**6,798**	**(15,868)**	**5,249**

Income Statement 2022	Italy €'000	France €'000	USA €'000	Sweden €'000	Denmark €'000	Other €'000	Total €'000
Net Earned Premium	17,493	23,718	2,414	34,298	28,093	48,488	154,504
Net Claims Incurred	(28,686)	(45,611)	(2,603)	(6,842)	(19,250)	(1,718)	(104,710)
Technical expenses	(4,270)	(3,398)	461	(9,863)	(7,703)	(38,657)	(63,430)
Underwriting result	**(15,463)**	**(25,291)**	**272**	**17,593**	**1,140**	**8,113**	**(13,636)**

A.3 Investment Performance

The Company invests predominantly in corporate and government bonds. The management of the bond portfolio is outsourced to another company within the Group, AFSI, which has a dedicated team of investment managers. A set of investment management guidelines has been drawn up, adherence to which is monitored by the Investment and Capital Management Committee.

The Company also owns its branch office building in Milan, Italy.

Investment Income and expenses during the year are shown in the table overleaf.

Investment Income 2023	Net Investment Income €'000	Net Investment Expense €'000	Net Realised Gain/(Loss) €'000	Changes in Fair Value €'000	Total €'000
Debt Securities	3,769	-	(2,960)	12,889	13,698
Shares	-	-	-	-	-
Receivables	-	-	37	-	37
Cash and cash equivalent	119	-	410	118	647
Interest paid on funds withheld	-	(7,349)	-	-	(7,349)
Investment manager charges	-	(966)	-	-	(966)
Total	3,888	(8,315)	(2,512)	13,007	6,067

Investment Income 2022	Net Investment Income €'000	Net Investment Expense €'000	Net Realised Gain/(Loss) €'000	Changes in Fair Value €'000	Total €'000
Debt Securities	5,582	-	(3,532)	(24,403)	(22,353)
Shares	77	-	(159)	(235)	(317)
Receivables	-	-	223	-	223
Cash and cash equivalent	-	(252)	229	6	(17)
Interest paid on funds withheld	-	(1,467)	-	-	(1,467)
Investment manager charges	-	(1,169)	-	-	(1,169)
Total	5,659	(2,888)	(3,239)	(24,632)	(25,100)

The net investment result was a gain of €6.1m (2022: loss of €25.1m). The movement of €31.2m year on year is related to a positive improvement in the debt securities portfolio of €37.3m primarily due to changes in fair value offset by higher interest charges on reinsurance funds of €5.9m. The Company maintains a high-grade investment portfolio with a primary focus on capital preservation.

A.4 Performance of other activities

The Company did not undertake any other activities during the year.

A.5 Any other information

None noted.

System of Governance

Section B

AmTrust International Underwriters
An AmTrust Financial Company

B. System of Governance

B.1 General information on the system of governance

B.1.1 The Board and System of Governance

The Company recognises the importance of strong corporate governance and has established a well-defined governance framework, system of control and committee structure. The Board and its sub-committees are shown in the diagram below.

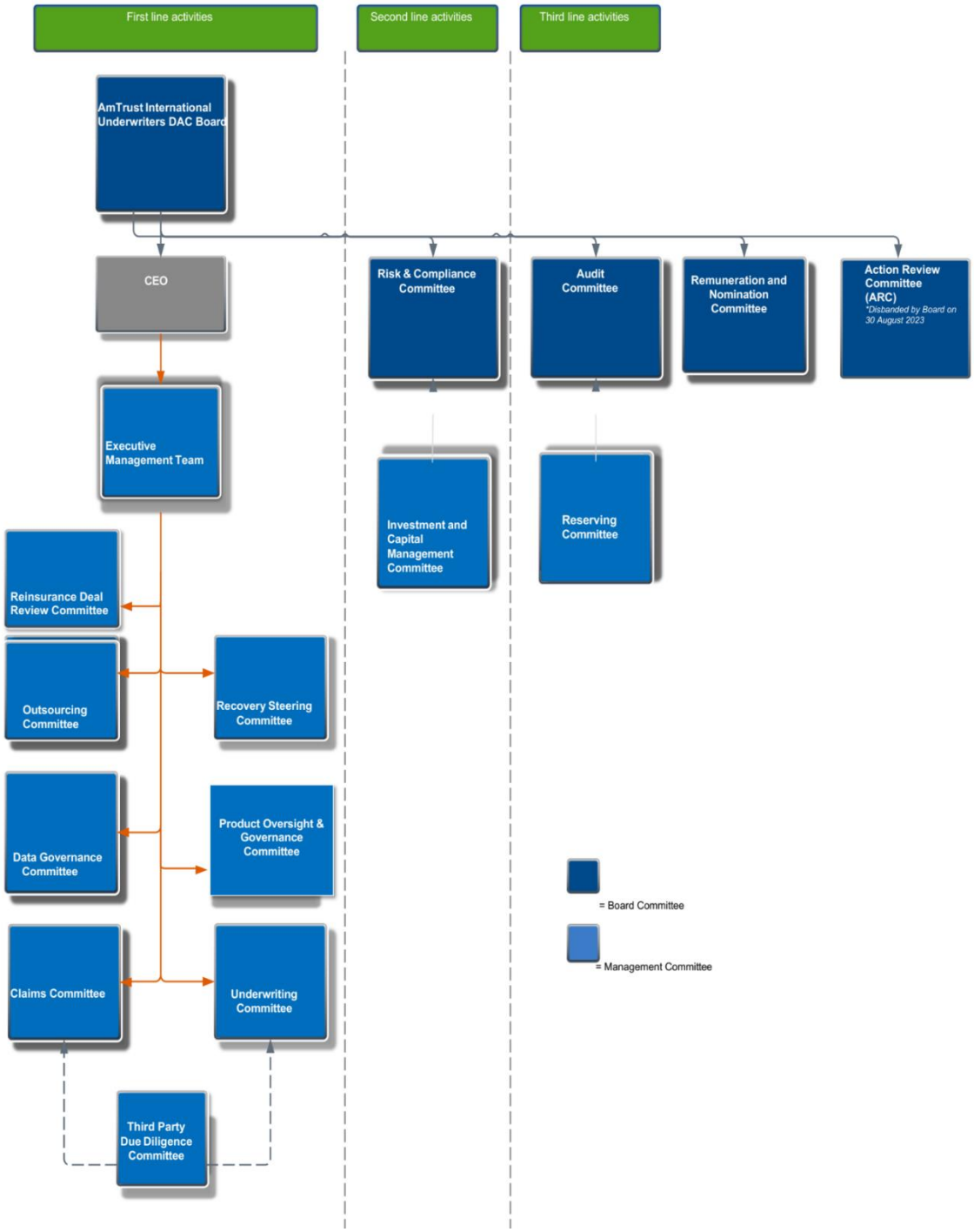

The Company employs a "three lines of defence" governance model to ensure that risk management is effective, appropriate decisions are made and best practice is implemented and maintained. Broadly, the responsibility of the three lines is as follows:

- First Line of Defence – undertakes the primary risk taking and decision-making activities. It represents the bulk of the Company's people, systems and controls that are integral to achieving the Company's strategy. The senior manager is responsible for the identification and assessment of risks and controls in their relevant area, as well as for developing and implementing mitigation plans where necessary.
- Second Line of Defence – is responsible for reviewing risks across the first line. No risk-taking activities take place here. Key control functions such as Risk Management, Compliance and IT Risk & Security sit within this line of defence which are independent of personnel responsible for originating risk exposures. The Risk function provides support and challenge the completeness and accuracy of risk assessments and the adequacy of mitigation plans. The Compliance function is responsible for ensuring that the Company complies with applicable laws, and regulations as well as supporting business in designing new controls through review of control framework and recommendations from monitoring and testing.
- Third Line of Defence - the first and second lines together form the Company's system of governance and internal control. The Third Line is independent of first and second lines, and its primary objective is to provide assurance on the robustness of the risk management framework and the appropriateness and effectiveness of the Company's governance and internal control systems. The Company has an independent Internal Audit function which resides in this line of defence.

B.1.1.1 Board responsibilities

The Board comprises an Independent Non-Executive Chair, three other Independent Non-Executive Directors, two Group Non-Executive Director and two Executive Directors. It meets at least six times a year and additionally as required. Minutes of all Board and committee meetings are recorded and reflect the substance of the discussion, as well as the decisions made.

The Board closely monitors developments in corporate governance and assesses how these can be applied to the Company. The Company's governance arrangements continue to be reviewed in line with developments in best practice and as required by the CBI's Corporate Governance Requirements for Insurance Undertakings 2015 (the "Requirements"). The Board believes the existing structure is appropriate for the size, nature and complexity of the Company.

The Board is responsible for all activities undertaken by the Company, including outsourced activities where the activities are conducted on the Company's behalf by any third party, including any group entity. In particular, the Board is responsible for, among other things, where relevant, reviewing and/or setting and overseeing:

- the appointment of people who may have a material impact on the risk profile of the Company and monitoring on an on-going basis their appropriateness for the role;
- documenting the responsibilities of the Board, Board committees and senior management to ensure that no single person has unfettered control of the business;
- that all key control functions such as internal audit, compliance, actuarial and risk management are independent of business units, and have adequate resources and authority to operate effectively;
- the business strategy for the Company;

- the amounts, types and distribution of both internal capital and own funds adequate to cover the risks of the Company;
- the strategy for the on-going management of material risks in accordance with the Requirements and all other applicable statutory and regulatory requirements;
- a robust and transparent organisational structure with effective communication and reporting channels;
- a remuneration framework that is in line with the risk strategy of the Company; and
- an adequate and effective internal control framework, reflective of the Company's risk appetite, which includes well-functioning risk management, compliance and internal audit functions as well as an appropriate financial reporting and accounting framework.

B.1.1.2 The role of the Chair

The Chair is responsible for the leadership of the Board and is pivotal in the creation of the conditions necessary for overall Board and individual director effectiveness, both in and outside the boardroom, including:

- The leadership of the Board, encouraging critical discussions, challenging mind-sets and promoting effective communication between the executive and non-executive directors.
- Ensuring effective Board and committee governance.
- Setting agendas.
- Ensuring that members of the Board receive accurate, timely and clear information.
- Managing the Board to ensure sufficient time is allowed for discussion of key risks and issues.
- Facilitating contributions from INEDs.
- Considering and addressing the development needs (induction, training and professional development) of individual directors and the Board as a whole.

B.1.1.3 The role of the Independent Non-Executive Directors

The role of the Independent Non-Executive Directors includes the following key elements:

- An independent viewpoint and challenge to the deliberations of the Board that is objective and independent of the activities of the management and of the insurance undertaking.
- A knowledge and understanding of the business, risks and material activities of the insurance undertaking to enable them to contribute effectively.
- Constructive challenge and helping to develop proposals on longer-term direction and strategy.
- Scrutiny of the performance of management in meeting agreed goals, objectives, and monitoring the reporting of performance.
- Ensuring the integrity of financial information and that financial controls and systems of risk management are robust and effective.

B.1.1.4 The role of the Non-Executive Directors

The role of the Group non-executive director is to:

- ensure that there is an effective executive team in place;
- participate actively in constructively challenging and developing strategies proposed by the executive team;
- participate actively in the Board's decision-making process;
- participate actively in Board committees; and
- exercise appropriate oversight over execution by the executive team of the agreed strategies, goals and objectives and to monitor reporting of performance.

B.1.1.5 The role of the Chief Executive Officer

The Chief Executive Officer ("CEO") manages the Company in accordance with the strategy and business plans approved by the Board. The CEO leads the development of the Company's business strategy for proposal to the Board and its execution following approval by the Board. The CEO is accountable for:

- Ensuring that the Company maintains a sufficient solvency margin and that customers are treated fairly.
- Ensuring that the Company is compliant with all laws and regulations affecting its business, its policyholders and its staff, including fulfilling all relevant obligations as required under the Central Bank's Fitness and Probity Regime.
- Managing the Company's risk profile, in line with the extent and categories of risk identified as acceptable by the Board.
- Approving the apportionment and allocation of roles and responsibilities of the executive management team of the Company.
- Approving all capital and revenue transactions, including acquisitions and disposals, not specifically reserved to the Board.

B.1.1.6 The Role of the Executive Director

The executive directors shall comprise individuals with relevant skills, experience and knowledge (such as accounting, auditing and risk management knowledge, where appropriate).

The role of the executive director is to

- includes the proposal of strategies to the Board and, following Board scrutiny, to execute the agreed strategies to the highest possible standards.

At year-end 2023, the Board of Directors consisted of eight members, including the Chair of the Board as follows:

Board Member	Board Balance	Key Role
Chair of the Board	Independent	Chairing the Board, member of Risk and Compliance Committee, member of Remuneration & Nomination Committee.
Independent Non-Executive Director	Independent	Chairing the Audit Committee, chairing the Remuneration and Nomination Committee and member of Risk and Compliance Committee
Independent Non-Executive Director	Independent	Chairing the Risk & Compliance Committee, member of Audit Committee, member of Reserving Committee
Independent Non-Executive Director	Independent	Member of Audit Committee
Group Non-Executive Director	Group Role	Member of Remuneration & Nomination Committee
Group Non-Executive Director	Group Role	
Chief Executive Officer	Executive	Member of Risk & Compliance Committee, Member of Reserving Committee, day-to-day running of the Company
Chief Finance Officer	Executive	Chair and Member of the Investment and Capital Management Committee, Member and Chair of the Reserving Committee, finance operations of the Company.

B.1.1.7 First Line Committees

Remuneration and Nomination Committee

The Remuneration and Nomination Committee is appointed by the Board and comprises three members: the Chair of the Committee who is an independent Non-Executive Director, a Group Non-Executive Director and the Chair of the Board. The Chief Executive Officer, Group Head of Human Resources of AmTrust International and Head of Legal are regular attendees at meetings.

The Committee Chair is responsible for overseeing the performance of the Committee and the oversight of the development and implementation of the Company's remuneration policies and practices.

The Committee reports on executive compensation; reviews successions and leadership plans for all Executive Management; approves remuneration and compensation policies and approves compensation arrangements for Executive Management and the Chief Executive Officer and as

otherwise set out in its Terms of Reference. In addition, the Committee is responsible for considering any proposed Pre-Approval Controlled Functions in line with Fit and Proper requirements for approval by the Board. The Committee ensures that the Company's remuneration practices do not promote excessive risk-taking. The Committee does not have authority to determine the pay of the Non-Executive Directors of the Board.

The Committee reviews the structure, size and composition (including the skills, knowledge, experience and diversity) of the Board and makes any consequential recommendations to the Board. The Committee has established and maintains Board Diversity Policy. The Committee gives full consideration to succession planning for directors and other senior executives in the course of its work, taking into account the challenges and opportunities facing the Company, and the skills and expertise needed on the Board in the future.

Reserving Committee

Setting adequate reserves for policies underwritten represents the largest risk to an insurance company. The key purpose of the Reserving Committee is to ensure appropriate reserving processes are in place at the Company and that the level of reserves booked by the Company is reasonable. The key responsibilities of this committee are to determine and recommend reserving levels for the business underwritten by the Company, ensure the reserving process is effective in providing the Board with the agreed level of comfort that the reserves in the Financial Statements are appropriate and to ensure that the Solvency II technical provisions are appropriate.

The Company maintains an Actuarial function that projects an independent actuarial estimate of the reserves for each class of business. These are presented and reviewed at the Reserving Committee to challenge management's view of the reserves. The discussions and changes to reserves are formally minuted.

The Reserving Committee comprises six members: the Chief Executive Officer, Chief Finance Officer, the Head of Underwriting, the Head of Claims, the Head of Actuarial Function and an Independent Non-Executive Director.

Underwriting Committee

The key purpose of the Underwriting Committee is to monitor and manage performance against the business plan and the associated insurance risk. The key responsibilities of this committee are to review the Company's underwriting policies, guidelines, authorities, processes and procedures to meet its underwriting risk appetite; review underwriting performance; and assess the Company's underwriting opportunities within its chosen markets.

The Underwriting Committee comprises five members: the Chief Executive Officer, the Head of Underwriting, the Chief Risk Officer, the Head of Claims and the Senior Technical Underwriter. The Head of Compliance is a regular attendee at meetings. The Chair may request individual Company underwriters or other staff members to attend meetings, as and when required.

Investment and Capital Management Committee

The key purpose of the Investment and Capital Management Committee is to monitor investment risk and associated credit and liquidity risk, review the credit quality of collateral, monitor capital results and forecasts and to review Solvency II quantitative reporting.

This Committee comprises six members: the Chief Finance Officer, Chief Executive Officer, Head of Actuarial Function, Head of Investments, Chief Risk Officer and Head of Capital Management.

Executive Management Team Committee

The key purpose of the Executive Management Team Committee is to assist and advise the CEO in the management of the Company within the bounds of the authority granted to the CEO by the Company's Board of Directors, including:

- the development and implementation of strategy, operational plans, policies, procedures and budgets;
- monitoring of operating and financial performance;
- monitoring of outsourced activities
- assessment and control of risk;
- the assessment and review of the control environment;
- assessment and control of the Company's branches;
- governance of relevant sub-committees; and
- the prioritisation and allocation of resources.

The Committee comprises the Chief Executive Officer, Chief Finance Officer, Chief Risk Officer, Head of Compliance, Chief Operations Officer, Head of Underwriting, Head of Claims, Head of Legal and HR Business Partner.

Claims Committee

The key purpose of the Claims Committee is to ensure there is adequate oversight of claims across all lines of business and jurisdictions. Responsibilities of the Committee include reporting and reviewing claims trends, large losses and any claims issues across all lines of business and jurisdictions and approving case reserve movements in line with claims authority limits.

The Committee comprises five members: the Chief Executive Officer, Chief Finance Officer, the Head of Underwriting, the Chief Risk Officer and the Head of Claims. The Head of Compliance, an Actuarial Manager and Claims Team Lead are regular attendees at meetings. The Chair may request other staff members to attend meetings as and when required.

Outsourcing Committee

The key purpose of the Outsourcing Committee is to provide governance, oversight, and advice/ recommendations to the Executive Management Team on matters relating to all outsourcing arrangements with third party and intragroup outsourcing service providers. This Committee is also responsible for monitoring and reviewing the effectiveness of the internal controls required to manage outsourcing risk. The Committee is chaired by the Head of Delegated Oversight and its membership is made up of representatives from each business unit including claims, underwriting, credit control, outsourcing, risk and compliance.

Recovery Steering Committee

The Company's Recovery and Resolution Plan identifies the process and timing for the establishment of a Recovery Steering Committee. It is chaired by the Chief Risk Officer and other members include the CEO, Chief Financial Officer and Head of Legal. The Committee meets pursuant to certain defined trigger events referred to within the AIU Recovery and Resolution plan.

Data Governance Committee

The key purpose of the Data Governance Committee is to promote data quality and governance across AIU and to contribute to the promotion of data quality and governance across the AmTrust Group.

The Committee is chaired by the AIU Chief Operations Officer and comprises members of the executive management teams from the Company and AmTrust Europe Limited representing various business units within the Company.

Reinsurance Deal Review Committee

The key purpose of the Reinsurance Deal Review Committee is to review and approve new/renewal quota share or excess of loss reinsurance arrangements impacting the Company and AmTrust Europe Limited.

The Committee is chaired by the AmTrust International CFO and members from the Company include the CEO, CFO , CRO and Head of Underwriting.

B.1.1.8 Second Line Committees

The Risk & Compliance Committee

The key purpose of the Risk & Compliance Committee in relation to Risk Management is:

- Overseeing and advising the Board on the current risk exposures of the Company and future risk strategy to ensure that the interests of its shareholders and customers are properly protected through the application of effective risk and capital management frameworks.
- Advising and making recommendations to the Board on:
    1. risk appetite and tolerance for future strategy, taking into account of the Board's overall risk appetite, the current financial position of the Company and, drawing on the work of the Audit Committee and the External Auditor, the capacity of the Company to manage control risks within the agreed strategy;
    2. the system and programme of risk management with the aim of identifying, measuring, controlling and reporting risks;
    3. the Company's risk management and compliance framework in order to establish that the First and Second Lines of Defence are efficient and effective and that the business complies with applicable laws and regulations;
    4. the alignment of strategy with the Board's risk appetite; and
    5. promoting and embedding a risk awareness culture within the Company.

The key purpose of the Committee in relation to Compliance is:

- Overseeing and advising the Board on the current compliance exposures of the Company and ensuring implementation of the annual Compliance Plan.
- Reviewing the Company's systems and controls around prevention and detection of, anti-money laundering, financial sanctions and bribery in accordance with regulatory requirements.
- Promoting and embedding a culture of compliance and ethical behaviour.
- Ensuring that the Compliance function is adequately resourced.

The Committee is appointed by the Board and comprises the Chair of the Committee who is an independent Non-Executive Director, the Chief Executive Officer and two independent Non-Executive Directors. The Chief Risk Officer, the Head of Compliance, Head of Legal and the Chief Financial Officer are regular attendees at meetings.

B.1.1.9 Third Line Committee

Audit Committee

The key purpose of the Audit Committee is to assist the Board of AIU in fulfilling its statutory and fiduciary responsibilities relating to the external reporting of financial information, internal controls and the independence and effectiveness of internal and external audits.

The key responsibilities of the Committee are to monitor the financial reporting process; to inform the Board of the outcome of the statutory audit; to make a recommendation for the appointment of the audit firm; and to review the appropriateness of the Company's Internal Audit function, internal data, systems, controls, and risk management as related to financial reporting.

The Committee is appointed by the Board and comprises three Independent Non-Executive Directors of the Board. The Chief Finance Officer, Chief Risk Officer, the Head of Compliance, Head of Legal, Head of Internal Audit and external auditors are regular attendees at meetings.

B.1.2 Changes in the System of Governance [Changes to Directorships, Committee structures]

During early 2023 an Executive Director resigned and a new Executive Director appointed to take that position. A new Group Non-Executive Director was appointed, and the Board ceased the Action Review Committee with effect from 30 August 2023.

During 2023, the CEO resigned and the Head of Legal took over the CEO role on an interim basis until a replacement CEO was found. The new CEO commenced in that role on 11 March 2024. The Head of Legal retained the role of Company Secretary and a joint Company Secretary was also appointed.

During 2023, the Data Governance Committee was merged with the Data Governance Committee of AmTrust Europe Limited.

B.1.3 Remuneration Policy

The Remuneration & Nomination Committee reports to and has delegated authority from the Board to ensure that the Company has a business appropriate, Board approved Remuneration Policy that is compliant with applicable regulations. The Remuneration & Nomination Committee is responsible for the oversight of its implementation by the management of the Company and is authorised to review and approve the remuneration plans and programmes that fall within the Remuneration Policy. It is authorised to review and approve all payments and awards pursuant to the remuneration plans at either an aggregate or individual employee level as designated by the Remuneration Policy and the Remuneration & Nomination Committee's Terms of Reference

The Remuneration Policy describes the overarching principles and framework for the employees that fall within its scope and operate on its behalf. In that regard the Remuneration Policy follows the requirements contained within the CBI's Corporate Requirements for Insurance Undertakings 2015 (the "Corporate Governance Requirements"). The Company's Board is responsible for the effective, prudent and ethical oversight of the insurance undertaking and inter alia is responsible for setting and

overseeing a remuneration framework (via the Remuneration & Nomination Committee) that is in line with the risk strategies of the Company.

The Remuneration Policy is designed to support the appropriate management of employee compensation and act as reference for the Board, Remuneration & Nomination Committee, and Management when making decisions on pay. The Remuneration process and the associated remuneration plans and programmes will be regularly reviewed by the Committee to ensure that they remain fit for purpose in terms of business strategy and applicable regulations. The process is designed to:

- help to attract, retain and motivate competent, experienced and skilled personnel;
- be competitive within the general insurance market;
- encourage and support a high-performance culture;
- be consistent, fair and transparent;
- achieve a balance between short and long-term reward/fixed and variable pay to promote a long-term focus;
- promote sound and effective risk management to prevent excessive risk taking that exceeds the risk appetite / tolerance limits;
- ensure that incentives are aligned, particularly in relation to decision-making and risk-taking behaviour, with the Company's overall business and risk management strategies and objectives;
- avoid rewarding failure; and
- consider the overall assessment of an individual's performance, not just the performance of the Company or a particular business unit; and
- particularly in the case of senior managers, be aligned to the Shareholders' interests.

The Company aims for the following in respect of its remuneration practices:

- provide market competitive pay, typically aimed at market median for the business sector, role and location of the relevant employees; Individual pay rates may fall above or below market median based upon experience, tenure and performance in role as well as the market supply and demand for a particular skill set;
- enable the Company to attract and retain the right talent for the business at a business appropriate and sustainable cost;
- provide market appropriate pay structures that include a role appropriate level of fixed and variable pay in line with market norms and an appropriate benefit programme;
- ensure that pay programmes are aligned to the Company's business strategy, risk appetite statements, codes of conduct and applicable regulations and reward only appropriate behaviour. Ensure that both short and long-term performance is taken into consideration as appropriate; and
- ensure the appropriate governance and independence as it relates to pay decisions and the appropriate scrutiny as it relates to key employees including those designated as Solvency II employees.

INED fees are reviewed on a periodci basis and if roles or duties materially change. The Company's policy is to pay sufficient fees to attract INEDs with the necessary skills and experience to provide

effective input to the Board. In practice, fees are usually targeted at the market median for companies of similar business and size. Reviews will be conducted by the designated Group resources.

The Company aims for the following in respect of variable pay:

- Variable pay and the associated programmes and awards are structured according to the nature of the role and its position within the business;
- Fixed and variable pay are broadly aligned to market norms, with a sufficiently high proportion of pay delivered in fixed base pay as relevant to remit and seniority;
- The proportion of pay delivered through variable remuneration generally increases with seniority within the organisation. This reflects the increased ability to impact the success of the organisation with increased seniority, and is in line with general market practice;
- Variable pay awards are designed to take into consideration both individual and business performance (financial and non-financial) as appropriate for the role with assessment (including values-based competencies) and reward frameworks designed to drive desired behaviours, including advancing the Company's culture, risk management and complying with the requirements of the applicable regulatory regimes;
- All variable pay programmes allow for no awards to be made based upon either individual and/or business performance;
- The variable pay structures ensure that AmTrust's senior employees are aligned not only to the annual goals but also to the long-term success of the relevant business and the AmTrust Group through deferral and long-term incentive arrangements linked to AmTrust Group performance over a multi-year period, typically three years; and
- All programmes allow flexibility and discretion to ensure alignment to risk and performance of the business with provisions (as applicable to the business and/or population) enabling management and the Committee to make a downward adjustment to proposed awards at either aggregate or individual level in line with the performance of either the individual or business and increased exposure to current or future risk. Management or the Committee may also prevent the vesting of some or all of a tranche of a deferred award in the event of proven misconduct or significant risk management failure.

B.1.4 Pension scheme

Executive Director Board members are entitled to join a workplace pension scheme. The Company does not provide any supplementary pension to its Non-Executive Directors.

The Company provides a workplace pension scheme where all eligible members are automatically enrolled into the scheme and non-eligible or entitled workers can opt in to join the scheme or enroll in a Personal Retirement Savings Account ("PRSA"). The pension scheme is a Group Flexible Retirement Plan, which is designed to give members flexible ways to save for retirement. Both the employer and employee pay in a contribution.

B.1.5 Material transactions with shareholders, persons with significant influence and Board members

The Company has had no material transactions with shareholders, persons with significant influence or members of Board during the reporting period.

B.1.6 Adequacy of the system of governance

The Board is satisfied that the system of governance of the Company is adequate to the nature, scale and complexity of the risks inherent in its business.

B.2 Fit and Proper Requirements

AIU is committed to employing individuals with the necessary skills, expertise and integrity to fulfil the role, duties and responsibilities for which they are employed in order to protect the interests of the policyholders, shareholders and other stakeholders.

The CBI mandates that individuals performing Pre-Approval Controlled Functions (PCF) or Controlled Function (CF) roles remain fit and proper to undertake the role. CBI regulations provide for a comprehensive list of PCF roles, including but not limited to the Board of Directors and CEO, all of which must be pre-approved by the CBI before they can take up a PCF position. The Company has a Fitness and Probity Policy and Procedure in place that outlines the various checks at recruitment and throughout employment. In particular, when deciding whether a person is fit and proper, the Company satisfies itself that the individual:

- has the personal characteristics (including being of good repute and integrity),
- possesses the requisite level of competence, knowledge and experience,
- has the qualifications to undertake the role, and
- has undergone or is undergoing all the training required to enable such person to perform his or her key function effectively and in accordance with any relevant regulatory requirements and to enable sound and prudent management of the Company.

When deciding whether the Board is fit and proper, the Company seeks to ensure that the Directors collectively possess appropriate qualifications, experience and knowledge about at least:

- insurance and financial markets,
- business strategy and business model,
- systems of governance,
- financial and actuarial analysis, and
- regulatory framework and requirements.

Fitness and probity are checked at recruitment stage through appropriate due diligence checks and challenge of an individual's curriculum vitae ("CV"). Appropriate fitness and probity checks are carried out prior to recruitment of an individual, including qualifications, references, conduct and financial soundness checks, and probation periods are set commensurate with the role. Ongoing assessment of fitness and probity of all employees is through the annual appraisal process and in relation to CF role holders also through annual reviewof their continued compliance with applicable fitness and probity standards, and ongoing screening to ensure there has been no change in circumstance that may affect their fitness or probity to perform their role. Performance of the Board is also assessed through the Board performance review process.

The Central Bank (Individual Accountability Framework) Act 2023 (the IAF Act) was signed into law on 9 March 2023 and was partially commenced on 19 April 2023. The Framework 'sets expectations for firms in relation to the clarity and coherence of their governance arrangements, and for individuals carrying out key roles as to the standards of conduct that they are expected to meet'*.

The IAF Act includes the following key elements:

*CP153 Enhanced governance, performance and accountability in financial services

1. Senior Executive Accountability Regime (SEAR): requiring in-scope firms to set out clearly and fully where responsibility and decision-making lie within the firm's senior management. (applies from 01 July 2024 and for INEDs from 01 July 2025)
2. Conduct Standards: comprising Common Conduct Standards which apply to Controlled Functions and Pre-Approval Controlled Functions; and the Additional Conduct Standards which apply to senior executives in all regulated firms, and which apply from 29 December 2023. The Business Conduct Standards are being reviewed and updated as part of the Central Bank's review of the Consumer Protection Code
3. Enhancements to the current Fitness & Probity (F&P) Regime which apply from 29 December 2023; and from 01 January 2025, the obligation to proactively certify that individuals carrying out certain specified functions are fit and proper.
4. Amendments to the Administrative Sanctions Procedure (ASP), where the Central Bank have the ability to take enforcement action directly against individuals for breaches of their obligations rather than only for their participation in breaches committed by a firm from 19 April 2023.

AIU has a regulatory project to implement the changes required under the new Framework and has met the timelines for the Conduct standards and F&P regime requirements and introduced a Conduct Standards & Breach Reporting policy and training to embed the Conduct Standards into the culture and conduct of the firm. The project reports to a committee comprised of senior executives as well as to the Board.

B.3 Risk management system including the own risk solvency assessment

B.3.1 Risk Management Strategy

The Board is ultimately responsible for ensuring the effectiveness of the risk management system, setting the Company's risk appetite and approving the main risk management strategies and policies. The Enterprise Risk Management ("ERM") function co-ordinates risk management activities within the Company through the ERM framework, which consists of procedures to identify, measure, manage, monitor and report risk.

B.3.2 The Risk Management Function

The risk management process at the Company begins with the strategy and corresponding risk appetites set by the Company's Board. Using top-down and bottom-up risk assessment tools, the ERM function forms an understanding of how inherent risk is created and managed within the business model.

Risks are identified, measured, managed and monitored through a top-down Top Risks process and a bottom up RCSA process, focusing on the operational related risks of the company. Regular reporting

against the risk appetite is conducted through a set of carefully selected risk appetite key risk indicator metrics, which inform the Board. The controls that respond to inherent risk are also tested through a programme of monitoring.

Annual formal assessments of the Company's Capital are performed via the Own Risk and Solvency Assessment ("ORSA") process (see Section B.3.3 below), and the capital position is stressed to test for the Company's resilience to unexpected events.

Through the ERM function's various reporting mechanisms the Board is kept informed, and the strategy is reviewed at least annually in light of the Company's risk profile.

An overview of the key aspects of the Company's risk management process is as follows:

B.3.2.1 Risk and Control Self-assessments (RCSAs)

RCSAs are performed by each department, and overseen by the ERM function. Risks and controls are recorded in the risk registers. All risks are given an inherent, residual and target rating, using a risk matrix. RCSAs are reviewed on a quarterly basis or on an ongoing basis as needed.

In addition to this process, all employees are encouraged to report any additional risks, errors or near misses to the ERM function as soon as possible after it is identified.

B.3.2.2 Emerging risks monitoring

The objective of this process is to identify primarily external factors that give rise to new challenges, uncertainties and opportunities which are already having, or may at some stage in the future, have an impact on the Company's strategic objectives. The risk management function maintains a log of all identified emerging risks and associated action plans and provide quarterly updates to the Risk and Compliance Committee.

B.3.2.3 Top-down risk assessment

Senior Management with the guidance and advice of the CRO perform a 'top-down' risk assessment to identify and monitor the key risks that may threaten the achievement of the Company's goals. This is a regular and continuous process and reported quarterly to the Board.

B.3.2.4 Risk Appetite and Key Risk Indicator (KRI) reporting

The Board has responsibility for approving the Risk Appetite of the Company and the setting of key risk indicators (KRIs") for same. The KRIsare used to measure whether the Company remains within the Board's stated Risk Appetite. These are monitored and reported to the Risk and Compliance Committee and the Board on a quarterly basis.

B.3.2.5 Stress testing

Stress tests are applied to the Company's business plan at least annually as part of the ORSA process, Recovery planning and separately by the Exposure Management team. A range of scenarios is considered, based on the key risks to strategic objectives. The results of the scenarios are then considered to inform management decision making. The scenarios which produce the biggest losses are further stressed to produce Reverse Stress Tests to determine the point at which the Company would fail.

Stress tests are performed periodically or ad hoc, as needed or whenever there is a material change in risk profile, which would include but is not limited to; material change to reinsurance agreements, entry into a new class of business, change in investment policy or purchase of a subsidiary by the Company.

B.3.2.6 Incident reporting and escalation

The Company operates an incident reporting and escalation framework designed to capture the occurrence of operational risk events for the purpose of analysis, reporting and improvement of internal controls.

Once identified, incidents are reported to the ERM function. Incidents are recorded and tracked in a dedicated repository. Incidents are reviewed by the Risk function and an action plan put in place. Incidents are escalated to the appropriate level, depending on their severity.

B.3.2.7 Controls and Compliance monitoring

The operating effectiveness of controls is assessed by both the front line functions and independently through audit, monitoring and other oversight activities performed by Risk, Compliance, Internal Audit or External Audit.

B.3.2.8 Stochastic Modelling

The Company is building a stochastic model which will be used to evaluate its Insurance Risk. Currently, capital is assessed as part of the ORSA process and is based on regulatory capital requirements.

B.3.2.9 Capital allocation

The Company currently allocates capital to classes of business at a high level. Capital needs are assessed as part of the ORSA process and the solvency forecasting activities. With the development of a stochastic capital model, the capital allocation process will be further strengthened.

B.3.2.10 Recovery and Resolution Plan

The Company maintains recovery and resolution plans, which are updated annually. The recovery plan aims to prevent the business from failing, while it is a going concern and includes: triggers at which point the recovery plan would be invoked; example scenarios that would cause the triggers to be breached; and a set of management actions which can be used to restore the solvency and liquidity position and allow the Company to continue its operations. The object of the resolution plan is to ensure orderly failure of a business and includes: identification of critical economic functions; key dependencies between entities and functions; and preferred resolution strategies and their implications.

B.3.2.11 Climate Change Risk Management

The Company has a Climate Change Financial Risk Management Framework in place to provide a coherent approach to assess the various elements that the Company needs to put in place to manage the financial risks relating to climate change. The framework sets out the process to identify, measure, manage, monitor and report upon the financial impact to AIU which may result from this phenomenon. We continue to monitor climate change and sustainability developments and will update and adapt our approach as required.

B.3.3 Own Risk and Solvency Assessment (ORSA)

The Own Risk and Solvency Assessment brings together the ERM processes described above, enabling the Board to assess, monitor, manage, and report the short- and long-term risks that the Company faces or may face and to determine the Own Funds necessary to ensure that the Company's overall solvency needs are met at all times.

The ORSA process is strongly linked to the Board's approval of the Company's strategy and business plans, which ensures that the ORSA is embedded in strategy and decision-making. Risks identified through the RCSA process and the top-down risk assessment form the basis of stress test scenarios, which are selected and approved by the Board. This allows the Company to test risks to its strategy.

The Company completes its full ORSA process on an annual basis and whenever there is a material change in its risk profile. Changes in risk profile are monitored through the quarterly Board reporting process.

The Company determines its overall solvency needs by determining its projected regulatory capital requirements given the Board approved business plan, The Company has set a solvency risk appetite which has been determined with reference to a stress event. This includes appropriate corridors for varying levels of action in the case of a deterioration in solvency coverage.

This combined with stress and scenario testing gives the Board comfort that the Company has sufficient capital resources to fulfil its strategy.

B.4 Internal control system

B.4.1 Internal Control system

Internal control is integral to risk management and the principal means by which risk is managed.

Primary responsibility for the identification, monitoring, control and reporting of significant risk rests with the heads of the various business functions on an on-going basis. Risk and control owners are identified for all significant risks and controls. The Enterprise Risk Management framework ensures that these risks and controls are reviewed on a regular basis.

The system of internal control constitutes the first and second Lines of Defence of the "Three Lines of Defence" risk management model (referred to above).

The Internal Audit function is responsible for auditing the control environment against the audit plan agreed by the Audit Committee.

On behalf of the Board, the Audit Committee and the Risk and Compliance Committee regularly review the Company's system of internal control. The review covers all controls, including financial, operational and compliance controls, completeness and accuracy of data and the risk management process. Necessary actions are taken to remedy any significant control failings or weaknesses identified.

Prior to AFSI becoming a private company, by virtue of being a material overseas subsidiary of AFSI, the Company was subject to the legal requirements of the US Sarbanes-Oxley Act, Section 404 ('SOX'). This Act requires the external auditor of AFSI and its management to report on the effectiveness of the Company's internal controls under the Public Company Accounting Reform and Investor Protection Act 2002. A central SOX controls framework was developed at AFSI Group level, which is cascaded down to

all material subsidiaries within the AmTrust group. AFSI and accordingly, AIU is no longer obliged to comply with SOX. Nevertheless, the Company continues to adopt the SOX approach and the controls within the Company's framework are routinely tested and attested by management. Management produces an internal control report which assesses the effectiveness of the internal control structures and processes around financial reporting. The assessment is risk-focused and includes an:

- Assessment of the design and operating effectiveness of internal controls around significant accounts (i.e. where there is a risk of material misstatement) and relevant assertions;
- Understanding of the flow of transactions in order to identify points where a misstatement could arise;
- Assessment of entity-level controls;
- Fraud risk assessment;
- Evaluation of controls in place to mitigate the risk of fraud;
- Assessment of controls in place over the financial reporting process;
- Scales the assessment based on the size and complexity of the Company; and
- Conclusion on the adequacy of internal control over financial reporting.

Compliance with these controls under this process is monitored by the Internal Audit function. The outcomes of monitoring are reported to senior management and any control deficiencies identified at the Company are reported to management for consideration of the aggregate impact to the control framework of the AFSI group.

B.4.2 Compliance function

As part of its system of internal control, the Company has in place a compliance function which is established as an independent second line control function and has a formal status within the Company's governance arrangements.

The Compliance function reports to the Head of Compliance and is responsible for advising the Executive and the Board on the Company's compliance with existing and emerging legal, regulatory and administrative provisions.

Compliance has ultimate recourse to the Company's Board and has the right to escalate to the Board, directly or through its committees, any instances of non-compliance.

The Compliance function has responsibility for identifying and assessing the wide-ranging internal and external obligations that the Company has and for promoting an organisational culture that encourages ethical behaviour and helping ensure that the Company clearly understands its regulatory risks and the prevailing requirements. The Compliance function is responsible for setting policies that the business must work within to control compliance risk, such policies being in accordance with consistent group standards where applicable.

The function monitors that compliance obligations are being met after management implementation providing the Company with a systematic, disciplined and risk-based approach to evaluating the effectiveness of its compliance controls.

B.5 Internal audit function

The mission of the AmTrust Internal Audit function is to help the Executive and the Board to protect the assets, reputation and sustainability of the organisation.

This is achieved by:

- Assessing whether all significant risks are identified and appropriately reported by management and the Risk function to the Board and Executive Management;
- Assessing whether they are adequately controlled; and
- By challenging the management team to improve the effectiveness of governance, risk management and internal controls.

Internal Audit is independent from the business and is directly responsible to the Chair of the Audit Committee, with a day-to-day administrative reporting line to the AmTrust Group Chief Audit Officer. Internal Audit has free and unrestricted access to the Chair of the Board, the Chair of the Audit Committee and the Chief Executive Officer.

Those working within Internal Audit are not permitted to perform day-to-day control procedures or take operational responsibility for any part of AmTrust's operations outside Internal Audit. Management is responsible for the establishment and ongoing operation of the internal control system. The Audit Committee reviews the scope and nature of the work performed by Internal Audit to confirm its independence.

B.5.1 Internal Audit Policy

Internal Audit operates under an Internal Audit Charter which is reviewed and approved by the Audit Committee on an annual basis. The Global Audit Methodology and Sarbanes Oxley Methodology for Internal Audit have been updated annually and are being applied consistently across the global function. There were no significant changes to the policy during the period.

B.5.2 Internal Audit Plan

The Internal Audit function produces an annual Internal Audit Plan, which is discussed and approved by the Audit Committee on an annual basis. This Internal Audit Plan is specific to the Company and remains flexible for future developments to the risk horizon of the entity. The plan and the manner in which it is executed is performed using a consistent risk-based approach.

Progress against the Internal Audit Plan is reported to the Audit Committee on at least a quarterly basis.

B.5.3 Independence of the Internal Audit Function

The Internal Audit Function has been and remains independent from other functions within the Company. The Head of Internal Audit for AmTrust International has not assumed any responsibility for any other function.

B.6 Actuarial function

The purpose of the Head of Actuarial function ("HoAF") and Actuarial function within the Company is to provide support to the Company in many areas including reserving, pricing and capital management. Additionally, other statistical and management information support is provided where necessary. This work is required to be undertaken in an objective and independent manner whilst incorporating feedback from the business where appropriate.

Under Solvency II the Actuarial function is a Key Function, the HoAF being the Key Function holder. The HoAF is a qualified actuary and is a Fellow of the Society of Actuaries and reports to the Chief Executive Officer. Other members of the team are either qualified actuaries; working towards becoming a qualified actuary; or sufficiently qualified by experience to undertake the duties assigned to the individual.

The HoAF or his representative attends (and is a member of) the Reserving Committee and the Investment and Capital Management Committee. The HoAF also attends and presents to the Audit Committee. The HoAF will rely on work produced by other members of the Actuarial function to fulfil the necessary roles and responsibilities.

The Actuarial function has the following specific responsibilities:

- Preparation of an Actuarial Functions report annually to the Board which reports on the activities of the Actuarial function;
- Production of the Technical Provisions in accordance with Solvency II principles and ensuring that methodologies and underlying models used are appropriate for the specific lines of business of the undertaking and for the way the business in managed, having regard to the available data;
- Assessment of whether the information technology systems used in the calculation of technical provisions sufficiently support the actuarial and statistical procedures;
- Preparation of the Actuarial Report on Technical Provisions;
- Monitoring the best estimates against actual experience;
- Reporting to the Board on the reliability and adequacy of the Technical Provisions calculation;
- Providing a statistical framework to price various lines of business;
- Reviewing new business opportunities and providing feedback on the underlying models and assumptions or any external actuarial models used;
- Work with underwriters to provide support on product performance;
- Providing independent input into the ULRs to be used in the business plans;
- Providing inputs into the calculation of the Solvency Capital Requirement ("SCR");
- Providing assistance with the preparation of business plans;
- Working closely with the Risk Management Function ("RMF") to facilitate the implementation of an effective risk management system;
- Support to the Risk Management Function to quantify the risks identified;
- Modelling the Insurance risk faced by the Company; and
- Opining on the Technical Provisions, the Underwriting Policy, Reinsurance arrangements and the ORSA process.

B.7 Outsourcing

Outsourcing is an important aspect of the Company's business model and supports its business strategy by leveraging enterprise infrastructure and resources, to

- avail of shared operations, products and related investment,
- advance innovation, achieve efficiencies of scale and provide a robust service for its customers; and
- leverage the expertise of specialist third parties.

Outsourcing risk refers to those functions that are required by the Company; either from external or from intra-group providers which are essential to the Company's operations, and that the Company would, otherwise, be unable to deliver its services to policyholders without the outsourced function(s).

The Company's key outsourcing risk lies in its use of third-party administrators, coverholders, agents and intermediaries in its claims and complaints handling, underwriting and distribution processes. Furthermore, the Company has intra-group outsourcing arrangements in place, providing services across HR, Finance, IT, Claims, Internal Audit, Actuarial, Legal, Investment Management and Underwriting.

The CBI requires the Company to take reasonable steps to avoid undue additional operational risk and not to undertake the outsourcing of key functions in such a way as to either: impair the Company's internal controls; or risks associated with the CBI's ability in monitoring the Company's compliance obligations under the regulatory system.

The Company has undertaken an Operational Resilience program to strengthen the Company's ability to deliver critical and important business services in case of a disruptive event with no material impact to customer outcomes and AIU's soundness and viability. The Company performs scenario testing to ensure that the control framework is sufficiently robust to withstand plausible but extreme events, delivering critical and important business services within agreed impact tolerances. Critical and important business services performance against agreed impact tolerances is also monitored regularly. In 2024, the company will continually improve and self assess its Operational Resilience program and embed it in business-as-usual activities.The Company's Outsourcing Committee provides governance, oversight and recommendations to the Executive Management Team on matters relating to all outsourcing arrangements with third party and intra-group outsourcing service providers. The Outsourcing Committee is also responsible for monitoring and reviewing the effectiveness of the internal controls required to manage outsourcing risk.

The Company's Outsourcing internal control framework, includes but is not limited to:

- Due diligence undertaken of a prospective provider in order to identify the potential operational, prudential and conduct of business regulatory risks that may be associated with the placement of the outsourced function to the specific provider(s);
- Enhanced due diligence performed on all critical and important service providers;
- Formal contract management and monitoring;
- Contingency plans in the event that the service providers are unable to perform the service;
- Independent internal monitoring by business operations, the control functions of risk, compliance and internal audit; and the Company's third-party audit coverage as routinely approved and monitored by the Executive Management Team.

The Company has designated the following outsourced functions, overleaf, as critical or important for both intra-group and external third-party service providers:

Outsourcing to Amtrust Group	
Activity or function that is outsourced	Location of Service Provider
Underwriting and Claims admin services, IT, Internal Audit, Finance, Compliance, Risk, Legal, Procurement, Actuarial and HR	Ireland & UK
Operational Support	Ireland & UK
Claims handling services	USA
Investment management services	USA
Operational support, claims handling , distributionand complaints services	Sweden
Premium administration	Sweden

Outsourcing to External Service Provider	
Activity or function that is outsourced	Location of Service Provider
Coverholder	*EEA
Coverholder	USA
Premium administration, claims services and complaints services	*EEA
Premium administration, claims services and complaints services	USA
* List of EEA Countries where partners are located	Denmark, Sweden, France

Effective 1 July 2023, the Audit & Outsourcing Team at AIU has moved to the target operating model of a Shared Service structure and now called the Delegated Oversight Team which consists of 5 sub areas: Third Party Due Diligence, Third Party Audit, Complaints, Conduct Risk (includes Product Governance and Policy wordings) and DART support. The Delegated Oversight Team has since been tasked with performing the Outsourcing internal control framework outlined above.

B.8 Any other information

None noted.

Risk Profile

Section C

AmTrust International Underwriters
An AmTrust Financial Company

C. Risk Profile

This section outlines the main risks the Company faces. These include risks which are captured under the Standard Formula in the calculation of the SCR and those material risks not covered explicitly under the Standard Formula.

The Company calculates its regulatory capital using the Standard Formula. A breakdown of the SCR result of €126.8m at December 31, 2023 is provided in Section E.2.1. The Own Funds available to meet the SCR at December 31, 2023 were €203.0m and the solvency ratio was 160.0%. Therefore, the Company had excess Own Funds of €76.2m, over the SCR.

C.1 Underwriting risk

Underwriting risk refers to fluctuations in the timing, frequency and severity of insured events, relative to the expectations of the firm at the time of underwriting.

The Company uses a suite of risk appetite and key risk indicator metrics to monitor its exposure to underwriting risk that are evaluated each quarter. These include volume of premium underwritten, by class of business; priced loss ratios in comparison with plan; ultimate loss ratios in comparison with plan; concentration of premium and profit contribution by class and deterioration in prior year reserves.

C.1.1 Material risk exposures

The Company is exposed to premium risk, that is, the risk that premiums are insufficient to cover the value of claims made and reserve risk, the risk that on-going claims are settled at a higher value than previously expected. The largest class of business, based on GWP, during 2023 was Miscellaneous Financial Loss. In addition, other material lines of business in terms of size are Credit & Suretyship and General Liability. Casualty insurance and underlying claims exposures can take a long time to properly realise, hence there is a material risk of adverse reserve development on all current and prior underwriting years where the Company underwrote these types of programmes. The SCR quantifies the potential for adverse development as part of the calculation of the premium risk and reserve risk calculation.

C.1.2 Material risk concentrations

The Company's underwriting risk exposure is concentrated in the Miscellaneous Financial Loss and Credit & Suretyship classes of business. Around eighty-three percent of the Company's premium for the year is attributable to these classes, however these are diversified across a number of territories and products.

C.1.3 Material risk mitigation

This risk is mitigated through a range of management controls including the Risk Authorisation Form ("RAF") process, which is a key control. In addition to the RAF process, the Actuarial Pricing team review new business to determine that rates are adequate. Within underwriting teams, a peer review also takes place. There is constant monitoring of underwriting performance by management, which allows corrective action to be taken if a piece of business is not performing as expected. Furthermore, underwriting performance is monitored against risk appetites in terms of volume of written premium, underwriting profit and concentration via the KRI reporting process.

The Company also uses reinsurance to mitigate underwriting risk. The comprehensive reinsurance programme is made up of quota share, excess of loss treaties, a small number of facultative placements and a loss prevention reinsurance treaty ("LPT") with AIIL. The LPT transaction provides the Company with economic certainty around business placed into run-off and protects its capital base from any exposure to reserve deterioration. All material outsourcing reinsurance arrangements must be approved by the Board.

The main external quota share treaty is with Swiss Re to which AIU cedes 50% of business covering most lines of business. This Swiss Re arrangement has been in place since July 2019. There are also internal quota share treaties – there are historical intra-group quota share treaties and live quota share treaties ceding 100% of AIU's two US lines of business to AIIL and TIC. During 2022 the LPT was executed with AIIL via a 100% quota share reinsurance arrangement in respect of specific historic business on a rolling basis for each underwriting year. This was renewed in June 2023 to include the 2020 underwriting year.

The reinsurance strategy is reviewed by management on a regular basis to ensure it remains effective and appropriate and is approved by the Board at least annually.

C.1.4 Risk sensitivities

The Company has performed a series of sensitivity tests on its solvency position; these are shown in section C.7.1.

C.1.5 Other material information

None noted.

C.2 Market Risk

Market risk is the risk of loss of income or decrease in the value of assets caused by movements in the level and prices of financial instruments. Market risk includes factors such as equity values, property values, interest rates, foreign exchange and spread risk.

The Risk Appetite Statement process identifies and measures the key market risk exposures by closely monitoring the currency and duration mismatch to capture exposure to currency and interest rate risks, as well as the composition of the bond portfolio holdings by credit ratings to capture exposure to spread risk.

Investments are reviewed quarterly via the Investment and Capital Management Committee; investments are also reviewed on a quarterly basis by the Board.

C.2.1 Material risk exposures

The Company's material exposures to market risk relate to spread risk on its bond portfolio and foreign exchange risk on its currency exposures.

The bond portfolio consists mainly of corporate and government bonds. It is exposed to interest rate risk as well as to credit-spread risk. Fluctuations in rates of inflation influence interest rates, which in turn impact the market value of the investment portfolio and yields on new investments. Thus, rising interest rates would likely have an adverse impact on the bond portfolio and would drive the value of the bonds down. Whereas, widening credit-spreads would also negatively impact the value of the bond portfolio.

AIU does not hold any properties as investments at 31 December 2023, but does own its branch office in Italy. This does not however pose any material market risk to the Company's business.

The Company manages its foreign exchange risk against its functional currency, which is Euro. Foreign exchange arises when future commercial transactions or recognised assets and liabilities are denominated in a currency that is not the entity's functional currency. The Company is exposed to currency risk in respect of liabilities under policies of insurance denominated in currencies other than Euro. The most significant currency to which the Company is exposed is the US Dollar.

C.2.2 Material risk concentrations

The Company's material market risk exposures are to its foreign currency exposure to the US Dollar and the exposure of its predominantly fixed rate corporate bond investment portfolio to spread risk.

C.2.3 Material risk mitigation

The Company operates a conservative investment strategy, investing primarily in fixed rate corporate bonds, money market deposits and cash. The Company has little appetite for investments in equities (other than wholly owned subsidiaries) and complex investments such as derivatives. By investing in assets where the risk can be properly identified, measured, monitored, managed, controlled and reported on, the Company fulfils the Prudent Person Principle.

Investment management is outsourced to another group company (as part of a shared services model). A set of investment management guidelines has been drawn up, adherence to which is monitored by the Investment and Capital Management Committee, Risk and Compliance Committee and the Board.

The Company monitors interest rate risk as part of its regulatory reporting process by monitoring duration of assets and liabilities. Any gap between the mean duration of the assets and the estimated mean duration of the liabilities is discussed at the ICMC and, where required, this gap is minimised by means of buying and selling fixed interest securities of different durations.

The Company is exposed to foreign exchange risk, by operating in multiple currencies. The Company seeks to mitigate the currency risk by matching the estimated foreign currency denominated liabilities with assets denominated in the same currency.

C.2.4 Material risk sensitivities

The Company has performed a series of sensitivity tests on its solvency position; these are shown in section C.7.1.

C.2.5 Other material information

None noted.

C.3 Credit risk

Credit risk is the potential loss arising principally from adverse changes in the financial condition of the intermediaries which sell the Company's products, issuers of fixed maturity securities and the financial condition of third-party reinsurers.

Management identifies and measures key credit risk exposures by monitoring the ratings of banks, ratings of reinsurers, bond ratings, exposure to individual external/internal reinsurer counterparties,

exposure to a single bank as a percentage of the SCR, credit extended to intermediaries compared with limits set by Finance and length of time overdue.

C.3.1 Material risk exposures

The Company is subject to material risk exposures with respect to its reinsurers, intermediaries, banks and bond counterparties.

C.3.2 Material risk concentrations

The Company is exposed to credit risk in relation to material accounts with reinsurance and premium counterparties.

The Company is exposed to general economic, business and industry conditions. Adverse general economic conditions may cause, among other things, significant reductions in available capital and liquidity from banks and other credit providers. The Company's largest bank exposures are to Intesa San Paolo and JP Morgan Chase.

C.3.3 Material risk mitigation

In order to reduce exposure to reinsurance credit risk, the financial condition of reinsurers is evaluated and reinsurance is placed with a diverse group of companies and syndicates that are believed to be financially sound. The large exposure to the AIIL quota share is collateralised in line with reinsurance agreements and the LPT reinsurance arrangement with AIIL is on a funds withheld basis as at December 2023. The Swiss Re quota share contract that renewed on 1 July 2023 is on a reserves withheld basis, reducing the net exposure. The credit quality of reinsurers is monitored when placing new and renewal reinsurance, as well as on an ongoing basis. The Company uses objective criteria to select and retain its reinsurers, including requiring a financial strength rating of "A-" or better from A.M. Best Company and/or Standard & Poor's rating of "A-". Where a reinsurer does not hold such a minimum security rating, appropriate governance is in place to review such counterparties. Ongoing adherence to this is reported to the Board through risk appetite monitoring.

To reduce credit risk, the Company performs ongoing evaluations of its intermediaries' financial condition.

Credit risk related to the issuers of fixed maturity securities is addressed by investing primarily in fixed maturity securities that are rated "BBB-" or higher by Standard & Poor's. Exposure is limited by the employment of diversification policies that limit the credit exposure to any single issuer or rating.

The Company manages the levels of credit risk it accepts by reviewing exposures regularly and reporting to management of significant counterparties. Credit limits are also in place for certain counterparties as is deemed appropriate within the business.

Exposures to individual policyholders and groups of policyholders are considered through the ongoing monitoring of the controls associated with regulatory solvency.

Exposures to banks are limited to those whose credit ratings are A or higher, except where required for business reasons, typically in jurisdictions where there are no A rated banks available. In this case, exposures are kept to a minimum.

C.3.4 Risk sensitivities

The Company has performed a series of sensitivity tests on its solvency position; these are shown in section C.7.1.

C.3.5 Other material information

None noted.

C.4 Liquidity risk

Liquidity risk represents the Company's potential inability to meet all payment obligations when they become due and the risk stemming from the lack of marketability of an investment security that cannot be bought or sold quickly enough to realise cash.

The Finance team, through its Shared Services Treasury team, carries out regular cash-flow forecasting and analysis to monitor the Company's liquidity needs.

C.4.1 Material risk exposures

There are no material risk exposures to liquidity risk, as most assets are invested in highly liquid government and corporate bonds.

However, the major threat to liquidity could occur during a catastrophe when a large number of claims are received at once or there may be a prospect of a major significantly large claim. The Company considers this scenario to be remote.

Reinsurance may additionally pose a residual liquidity risk through delays in payment by the reinsurer or its default which, while classed as a credit risk event would also present a potential liquidity issue.

C.4.2 Material risk concentrations

The Company's liquidity risk exposure is concentrated in reinsurance contracts and financial assets (bonds).

C.4.3 Material risk mitigation

The Company's overall risk management programme focuses on the unpredictability of financial markets and seeks to minimise the potential adverse effect on the Company's financial performance. It manages these positions within an asset liability management (ALM) framework that has been developed to minimise the risk of significant deterioration of the investment portfolio while earning profitable returns from those investments.

The Company invests mainly in corporate bonds, which are normally readily convertible into cash, so it holds relatively small amounts of cash. It accepts the risk that during times of stress, there may be market value losses realised by liquidating bonds.

The Company maintains sufficient cash and highly rated marketable securities, to fund claim payments and operations.

C.4.4 Expected profit in future premiums

The value of expected profit in future premiums is €6.7m. This amount is highly illiquid but represents only 3.3% of the value of own funds. This is a decrease compared to 2022 when the figure was €15.0m.

This decrease is mainly driven by a decrease of €7.8m in bound but not incepted premium and profit for Credit & Suretyship compared to last year and offset by smaller increases in other lines of business.

C.4.5 Risk sensitivities

Unless there is a larger claim payment due to a major catastrophe event or a default in collecting reinsurance receivables due to adverse market conditions, the Company has no significant sensitivity to liquidity exposures.

C.4.6 Other material information

None noted.

C.5 Operational risk

Operational risk is the risk that the Company will not be able to operate in a fashion whereby the strategic objectives of the Company can be met due to inadequate or failed internal processes, people and systems, it arises out of actions undertaken within the Company, intermediaries, investment management companies or outsourced agencies and individuals.

The Company has risk management processes in place, such as third-party audit, internal audit, controls testing, project management, risk and control self-assessment (RCSA), an internal control system and management governance committees to assess and monitor operational risk exposures.

C.5.1 Material risk exposures

The Company is exposed to IT, Data, Outsourcing, Underwriting, Reinsurance, Fraud, Legal, and Reputational risks. As a result of limitations inherent in all control systems, it may not be possible to prevent all fraud or errors from occurring, however the control environment has been designed with the intent of being able to prevent or detect material incidents. Judgements in decision making can be faulty and breakdowns may occur through simple human error.

In addition, any ineffectiveness in internal controls could have a material adverse effect on the Company's business. For instance, failure to maintain pricing disciplines and robust underwriting controls; poor quality management information or IT systems to capture data and business performance; failure to appropriately account for reserves, failure to identify appropriate opportunities in a soft insurance cycle and prolonged competition; a potential reduction of control over the actions of third parties operating on its behalf (outsourcing).

C.5.2 Material risk concentrations

The Company's material risk concentrations are in Systems and Outsourcing.

The majority of the Company's core lines are sold through independent third-party intermediaries, agents, retailers or administrators, (TPA's), many of whom the Company has worked with for several years, in particular in the Casualty and Warranty accounts.

Information Technology ("IT") is an integral aspect of the Company's day-to-day business operations and as such, any system failure can impose a serious threat to the Company operations. IT is a global function, aspects of which are managed and maintained centrally via teams in the US and UK. IT has many components including Infrastructure Operations and Engineering; Security; Data Governance; System Development; Governance and Operations.

C.5.3 Material risk mitigation

The Company does not seek to take on operational risk to generate a return. However, it recognises that some degree of operational risk is an unavoidable consequence of remaining in business. It therefore seeks to mitigate this risk through its corporate governance framework, operational risk management framework and internal control system. Effective 1 July 2023, the Audit & Outsourcing Team at AIU has moved to the target operating model of a Shared Service structure and is now called the Delegated Oversight Team which consists of 5 sub areas: Third Party Due Diligence, Third Party Audit, Complaints, Conduct Risk (includes Product Governance and Policy wordings) and DART support. The Company believes this structure will positively benefit its partnership with its various TPA's. All the Company's operational risks are captured within the Company's risk register. Risk Management carry out a risk and control self-assessment exercise where meetings are held with each key risk owner to review and update the risk registers with new risks and controls, as well as judging whether the ratings for inherent and residual risks are still valid.

C.5.4 Risk sensitivities

The Company has performed a series of sensitivity tests on its solvency position; these are shown in section C.7.1.

C.5.5 Other material information

None noted.

C.6 Other material risks

C.6.1 Legal and Regulatory risks

The risk of non-compliance with regulation and legislation.

The Company does not seek to take on legal and regulatory risk to generate a return. However, it recognises that some degree of legal and regulatory risk is an unavoidable consequence of remaining in business. It therefore seeks to mitigate this risk through its corporate governance framework and internal control system. Awareness of the risks and the Company's control mechanisms are maintained through its policies and procedures framework and training programmes.

C.6.2 Strategic risk

Risks arising from failure to sufficiently define the direction and objectives of the entity, together with the resourcing and monitoring of the achievement of the same.

The Company has a well-developed business planning process and its business plans are approved by the Board. The business planning and ORSA processes are also aligned.

C.6.3 Governance risk

Risks arising from the failure to demonstrate independent and proper stewardship of the affairs of the entity to safeguard the assets of the entity's shareholders and the overall interests of its stakeholders.

The Company regards a strong Governance framework to be vital in achieving its objectives as well as providing transparency and accountability to its various stakeholders. A system of internal control and governance has been developed using the "three lines of defence" model.

C.6.4 Group risk

The risks arising from other parts of its group, through parental influence or direct contagion.

The Company maintains a good relationship with its ultimate parent and expects that, at all times, it will remain suitably apprised of all the material risks within the group that may, if crystalised, have negative impact upon the business strategy and/or cause detriment to its customers.

There is regular engagement between executives and senior managers of AFSI and the Company. The Company's Board composition includes two Group Non Executive directors.

C.6.5 Solvency risk

The risk that the entity fails to maintain adequate levels of capital resources of sufficient quality and quantity to carry out its business objectives and to meet all domestic and international regulatory considerations regarding the capital resource requirements.

The Company ensures it is solvent at all times through: monitoring of its solvency position; management accounts; solvency forecasting in ORSA and prior to any strategic decision making.

C.6.6 Reputational risk

The risk relates to potential losses resulting from damage to the Company's reputation, which could be manifested in terms of lost revenue; increased operating, capital or regulatory costs; or destruction of shareholder value.

The Company manages reputational risk by operating to high standards across its business activities, and continuously monitoring feedback from its key stakeholders, including customers and regulators.

C.7 Any other information

Risk Sensitivities

The Company has performed sensitivity tests to show the impact on SCR and solvency coverage by changing the assumptions associated with each risk type in the SCR calculation. These are independent stresses to individual risks, although in practice risks may occur in combination, but the impact would differ from the combination of impacts of the individual stresses. No future management actions, which could mitigate the impacts shown, have been considered. The impacts of each stress are non-linear and the results shown should not be used to extrapolate the effects of larger or smaller changes in the assumptions.

The Company has performed the following sensitivity tests on its solvency position.

	SCR/Change		Own Funds/Change		Solvency Ratio/Change	
Base	126.8	-	203.0	-	160.0%	0.0%
Large Claim Event	129.0	2.2	191.8	-11.2	148.6%	-11.4%
TP Assumption Change	126.9	0.1	199.6	-3.4	157.3%	-2.7%
Currency Increase	127.7	0.9	203.0	-	158.9%	-1.1%
Currency Shock	128.3	1.4	206.4	3.5	160.9%	0.9%
Concentration Increase	126.8	-0.0	203.0	-	160.0%	0.0%
Type 2 Increase	127.5	0.6	202.9	-0.1	159.2%	-0.8%
Duration Increase	127.9	1.1	203.0	-	158.7%	-1.3%
Duration Decrease	126.0	-0.8	203.0	-	161.0%	1.0%
Property Shock	126.7	-0.1	201.2	-1.8	158.8%	-1.3%
RI Balance & Investments	126.9	0.1	202.9	-0.0	159.9%	-0.1%
Yield Curve Upshock	125.0	-1.8	196.6	-6.4	157.2%	-2.8%
Yield Curve Downshock	128.6	1.7	209.0	6.1	162.6%	2.6%
RI Downgrade	128.1	1.2	202.8	-0.1	158.4%	-1.7%
Reinsurance exposure deterioration	128.3	1.5	203.0	-0.0	158.2%	-1.8%

The tests highlight a material sensitivity in terms of solvency ratio to a large claim event.. Claim reserve movements are monitored via detailed reporting to the Reserving Committee and the Claims Committee. The Company has robust controls in place to ensure the reserves are appropriate, as set out in section B.1.1.7. The Actuarial function provides a report to the Board annually on the Technical Provisions.

Valuation for Solvency Purposes

Section D

AmTrust International Underwriters
An AmTrust Financial Company

D. Valuation for solvency purposes

This section highlights the way the Company's assets and liabilities are valued differently when calculating own funds (net equity on a Solvency II basis) and when preparing its statutory accounts. The former applies the valuation rules from the Solvency II Directive, and the latter applies valuation rules under Generally Accepted Accounting Principles ('GAAP) in Ireland.

The valuation rules from the Solvency II Directive use International Financial Reporting Standards ('IFRS') as a starting position with various changes applied to move to an economic balance sheet position. Irish GAAP is largely equivalent to the accounting principles applied under IFRS, although differences do exist.

The differences in the valuation bases result in a difference in the Company's net asset value at the year-end of €16.9m (2022 difference: €22.0m).

The table below shows the valuation on a Solvency II basis of the Company's assets and liabilities at 31 December 2023:

€'000	Solvency II Value	Irish GAAP Value	Variance
Assets			
Deferred acquisition costs	-	35,122	(35,122)
Deferred Tax Assets	6,741	9,159	(2,418)
Property, plant & equipment held for own use	18,507	10,174	8,333
Government Bonds	159,830	159,830	-
Corporate Bonds	233,782	233,782	-
Collective Investment Undertakings	15	15	-
Reinsurance recoverables	597,711	703,783	(106,072)
Insurance and intermediaries receivables	16,902	78,271	(61,369)
Reinsurance receivables	75,309	52,685	22,624
Receivables (trade, not insurance)	43,856	63,581	(19,725)
Cash and cash equivalents	26,311	26,311	-
Other assets	3,202	3,202	-
Total assets	**1,182,166**	**1,375,915**	**(193,749)**
Liabilities			
Technical provisions – non-life	720,581	832,345	(111,764)
Deposits from reinsurers	229,503	229,503	-
Reinsurance payables	-	47,884	(47,884)
Payables (trade, not insurance)	29,128	80,159	(51,031)
Total liabilities	**979,212**	**1,189,891**	**(210,679)**
Excess of assets over liabilities	**202,954**	**186,024**	**16,930**

D.1 Assets

The table below shows the differences between the valuation of assets under Solvency II valuation rules and the valuations under Irish GAAP at 31 December 2023:

€'000	Solvency II Value	Irish GAAP Value	Variance
Assets			
Deferred acquisition costs	-	35,122	(35,122)
Deferred Tax Assets	6,741	9,159	(2,418)
Property, plant & equipment held for own use	18,507	10,174	8,333
Government Bonds	159,830	159,830	-
Corporate Bonds	233,782	233,782	-
Collective Investment Undertakings	15	15	-
Reinsurance recoverables	597,711	703,783	(106,072)
Insurance and intermediaries receivables	16,902	78,271	(61,369)
Reinsurance receivables	75,309	52,685	22,624
Receivables (trade, not insurance)	43,856	63,581	(19,725)
Cash and cash equivalents	26,311	26,311	-
Other assets	3,202	3,202	-
Total assets	**1,182,166**	**1,375,915**	**(193,749)**

The table above shows that the Solvency II valuation of assets at 31 December 2023 was €193.7m lower than the valuation under Irish GAAP.

Insurance liabilities (technical provisions) are measured differently under Solvency II rules compared with Irish GAAP and are also classified differently. To the extent gross liabilities are ceded to reinsurers this will then impact reinsurance recoverables included within total assets above.

Receivables which are not yet due are reclassified and dealt with as part of the technical provisions, described in section D.2.3.4 below.

Deferred Acquisition Costs are not recognized under Solvency II. Instead, all cashflows related to expenses due to servicing recognised insurance obligations are considered in the best estimate technical provisions.

There were no changes to the approach taken in valuation assets and liabilities under either Solvency II or Irish GAAP during 2023.

The table on the next page summarises the different valuation principles for each class of asset:

D.1 Assets (continued)

Asset Class	
Deferred Acquisition Costs (or "DAC")	Under Irish GAAP, DAC is recognised at cost and amortised systematically over the life of the contracts and tested for impairment at each balance sheet date. Any amount not recoverable is expensed. Under Solvency II, DAC is not recognized. Instead, all cashflows related to expenses due to servicing recognised insurance obligations are considered in the best estimate technical provisions.
Deferred Tax Assets ("DTA")	Under Irish GAAP DTA are recognised for expected future tax credits. On the Solvency II balance sheet deferred tax is further applied to valuation differences arising between Solvency II and Irish GAAP valuations.
Property, plant & equipment held for own use	Under Solvency II Property, plant and equipment is included at market value which is based on an independent market valuation the valuation These assets are valued in Irish GAAP accounts at historical cost less depreciation.
Investments (other than assets held for index-linked and unit-linked contracts)	The Company has an investment portfolio made up of corporate and government bonds. The Company considers that financial assets held are tradeable in active markets. A market is considered active if quoted prices are readily available and those prices represent actual or regularly occurring market transactions on an arm's length basis.
Reinsurance Recoverables	Reinsurance recoverables are valued as part of technical provisions (see details of valuation in section D.2) and separated out for disclosure purposes on the Solvency II balance sheet. Most reinsurance cover is provided by quota share contracts and the recoverables are calculated as a fixed proportion of the gross liabilities. For the non-proportional cover, the recoverable amount has been estimated judgmentally, by class, based on the attachment point and limits of each contract and a review of the historical recoveries made under each contract.
Insurance and intermediaries receivables, Reinsurance receivables,	Receivables relating to insurance and intermediaries and reinsurance are valued at amortised cost, consistent with the approach under Irish GAAP, which is not considered to be materially different to the fair value approach under Solvency II valuation principles, since debtor balances are short term, with no discounting impact and convertible into a cash balance. Receivables which are not yet due are reclassified and dealt with as part of the technical provisions, described in section D.2.3.4 below These adjustments are evident in the reduction in value between the statutory accounts and the Solvency II value.

Receivables (trade, not insurance)	On an Irish GAAP basis trade receivables include intragroup receivables, claims floats, prepaid insurance premium taxes and other prepayments. These are recognised at fair value.
Cash and cash equivalents	Cash and cash equivalents comprises cash on hand and demand deposits with banks. Cash and cash equivalents are considered to be held at fair value.

D.2 Technical Provisions

Technical Provisions represent a valuation of the Company's obligations towards policyholders. Under Solvency II these are required to be calculated as the sum of:

a) best estimate equal to the probability-weighted average of all future cash-flows, taking account of the time value of money; and
b) a risk margin equivalent to the amount that an insurance undertaking would be expected to require in order to take over and meet the technical provision obligations.

The calculation of technical provisions considers several factors which can influence the final value. These are discussed in section D.2.1 below.

On a Solvency II basis the total technical provisions at 31 December 2023, including the risk margin, were €122.9m compared to €157.9m on a statutory basis, a difference of 22.2%.

Solvency II Line of Business €m	Total Best Estimate Gross	Risk Margin	Total Gross Technical Provisions	Recoverables from Reinsurance Contracts	Total Technical Provisions net of Recoverables
Medical Expenses	20.3	0.8	21.1	(14.8)	6.3
Income Protection	12.8	0.5	13.3	(9.0)	4.4
Motor Vehicle Liability	7.1	0.0	7.1	(7.0)	0.1
Fire and other damage to property	5.5	0.3	5.8	(3.5)	2.3
General liability	405.7	3.3	409.0	(381.4)	27.6
Credit and suretyship	105.4	2.7	108.1	(85.8)	22.3
Legal Expenses	12.7	0.2	12.9	(11.1)	1.8
Assistance	0.5	0.0	0.5	(0.5)	0.0
Miscellaneous financial loss	134.9	6.9	141.8	(84.0)	57.8
Other motor	0.9	0.0	1.0	(0.7)	0.3
Total	**705.8**	**14.8**	**720.6**	**(597.7)**	**122.9**

The Company's Irish GAAP reserving policy requires the Actuarial Function to calculate ultimate loss ratios with no margins for prudence or optimism. These loss ratios are calculated at the homogenous class of business level, which is consistent with the way the business is underwritten and managed.

This provides an estimate of the expected future cash outflows from earned business and expected future cash inflows from any associated reinsurance as at the valuation date. An explicit additional margin is added based on the Reserving Committee's recommendations.

The table below summarises how the valuation of technical provisions differs between Solvency II and Irish GAAP.

Technical Provision Component	
Unexpired Risks	Under Irish GAAP, premium is earned over the period of the underlying policies having regard to the incidence of risk. Unearned premium represents premium relating to the unexpired period of the policies. Under Solvency II the unearned premium liability is not recognised; however, in its place a Premium Provision is included in technical provisions which reflects expected future claims and expenses netted by expected future premiums on existing policies.
Discounting	Under Irish GAAP discounting is not applied, but under Solvency II all Technical Provisions are discounted to allow for the time value of money.
Recognition of Profit	Under Irish GAAP any profits or losses arising from insurance policies written are recognised over the duration of the policy periods. Under Solvency II rules profits and losses are recognised as the associated policies are recognised.
Margin for Uncertainty/ Events not in Data (ENID's)	Irish GAAP allows an additional margin to be booked over and above the best estimate of technical provisions, which the Company's Reserving Committee considers and recommends. Under Solvency II Technical Provisions must be booked at best estimate, though ENID's must be considered in terms of whether they give rise to the need for additional provisions. An ENID is a type of potential future claim which historical loss data may not necessarily reflect.
Risk Margin	Under Solvency II it is necessary to consider the amount above and beyond the best estimate valuation which one would expect to have to pay another insurer to take on the Company's liabilities. This is the Risk Margin. No such requirement exists under Irish GAAP.

The differences in the basis of calculations between Solvency II and the Financial statements are outlined in further detail in Section D2.3.

D.2.1 Underlying Uncertainties

The Actuarial Function has employed techniques and assumptions that it believes are appropriate for estimating the Technical Provisions. However, the results of these techniques are subject to uncertainty, and it should be recognised that future claim emergence is likely to deviate, perhaps materially, from the estimates.

The uncertainties in the estimates for the Company are increased due to:

- the small size of some classes;
- the lack of development history and hence reliance on benchmarks in some classes;
- an increased reserve uncertainty on long-tailed classes. uncertainty over the losses on remaining unearned exposures, particularly for the classes earning over extended periods such as the Structural Defects business or the Warranty business;
- uncertainty over the number and magnitude of potential large losses on long-tailed business;
- future claims inflation may differ from assumptions; and
- the existence of profit caps and profit shares for some programmes also adds to the uncertainty in the Company's aggregate estimates.

D.2.2 Solvency II Related Uncertainties

Additional uncertainties because of the Solvency II adjustments include:

- Uncertainty over the number and magnitude of potential large losses (and catastrophes) on all business that is unexpired at the valuation date;
- Uncertainty over the provision for Events Not In Data ("ENIDs") where, by their very nature, there is no data available;
- Potential for deviation in the expected profits on un-incepted and unearned business;
- Potential for deviation in payment patterns from expectations, resulting in an over or under-estimation of the level of discount;
- Uncertainty over the volume of un-incepted business;
- Uncertainty surrounding the future premium receivable; and
- Estimation of the Risk Margin due to uncertainty in the run-off of the capital requirements.

D.2.3 Differences between Solvency II valuation and Financial Statements

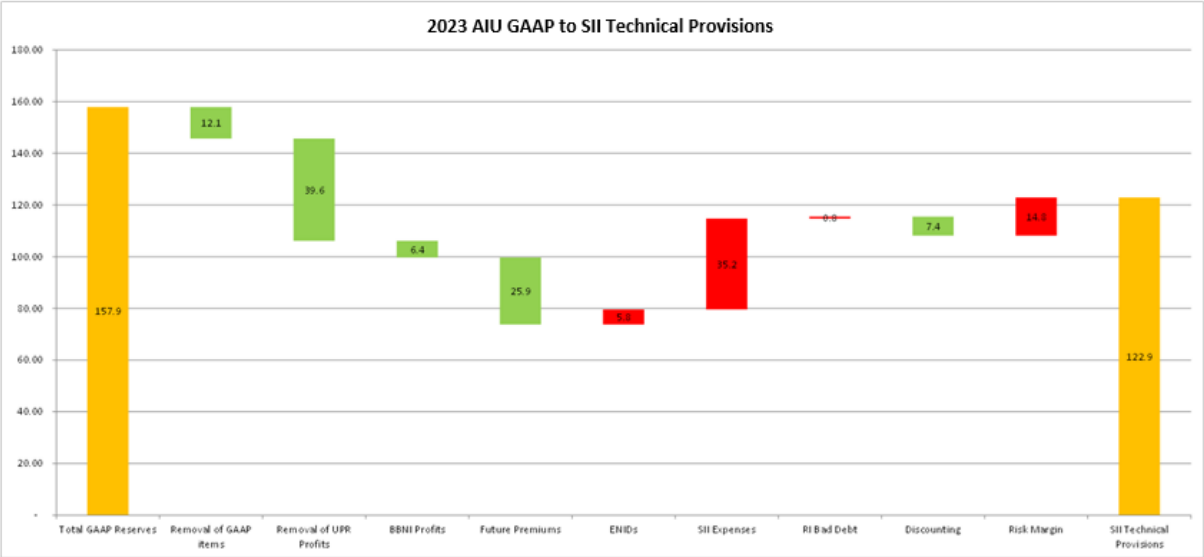

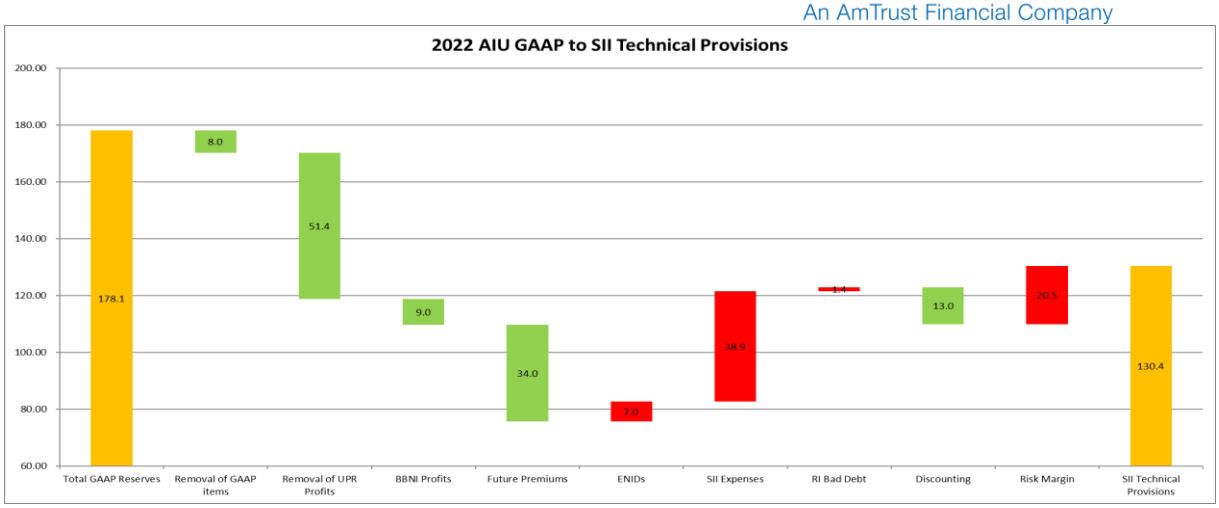

The Company's Irish GAAP reserving policy requires the Actuarial Function to calculate ultimate loss ratios with no margins for prudence or optimism. An explicit margin is added based on the Reserving Committee recommendations.

The Company is not using the following adjustments in calculating the Technical Provisions:

- volatility adjustment referred to in Article 77d of Directive 2009/138/EC;
- the transitional risk-free interest rate-term structure referred to Article 308c of Directive 2009/138/EC, and
- the transitional deduction referred to in Article 308d of Directive 2009/138/EC.

Solvency II technical provisions are evaluated on a best estimate cash flow basis with items such as unearned premium reserves removed. To move the Irish GAAP estimates to a Solvency II basis the following adjustments are made.

D.2.3.1 Removal of any margins in the Irish GAAP reserves

Solvency II technical provisions are required to be on an actuarial best estimate basis with no implicit margin (or reduction from best estimate). We have assumed the booked Irish GAAP reserves at 31 December 2023 are on this basis and have not recalculated the reserves based on Actuarial ultimate loss ratios. The margin for uncertainty has been removed for Solvency II purposes. Expected reinsurance recoveries are allowed for separately for both proportional and non-proportional reinsurance.

D.2.3.2 Recognition of profit in the Unearned Premium Reserve (UPR)

The full amount of unearned premiums is removed from the Technical Provisions. The best estimate of the claims liabilities associated with the UPR are added back, and expected reinsurance recoveries are allowed for separately for both proportional and non-proportional reinsurance.

D.2.3.3 Recognition of profits in business written prior to, but incepting after, the valuation date

The premium bound but not incepted (BBNI) serves to reduce the Technical Provisions. The best estimate of the claims liabilities associated with these premiums are added to the Technical Provisions. Expected reinsurance recoveries are allowed for separately for both proportional and non-proportional reinsurance.

D.2.3.4 Allowance for future premiums

Future premium cash flows, premiums that have been written and are either earned or unearned but are not yet due to be paid, are derived from the Company's financial systems for both gross cash inflows and reinsurance cash outflows.

D.2.3.5 Allowance for Events Not In Data (ENID's)

Under Irish GAAP technical provisions only make allowance for items that are implicitly included within the data or are "reasonably foreseeable". Under Solvency II the best estimate must have reference to "all possible outcomes" including latent claims or very extreme high severity, low probability claims. Gross and ceded technical provisions are estimated separately.

D.2.3.6 Allowance for expenses required to service the run-off of the technical provisions

All expenses expected to be incurred in running-off the technical provisions including a proportion of fixed overheads are allowed for. These have been estimated using the latest financial projections and an estimate of the expected time to run-off the Technical Provisions based on the estimated claims payment patterns.

D.2.3.7 Allowance for Reinsurance Bad Debt (non-recoverable reinsurance)

Expected non-payment of reinsurance recoveries continues to be made but this is now calculated on a SII basis. The expected default under Solvency II, which the Company has used, takes into account the timing of the expected payment by reinsurer and hence allows for a change in rating over time. The bad debt provision (earned & unearned) reflects the fact that the majority of the reinsurance is provided by AIIL which is 'A- rated' and hence attracts a correspondingly low bad debt charge. The Company also selected the minimum permissible loss-given-default factor of 50% in estimating this provision. There is also a small bad debt allowance included in the BBNI profits above.

D.2.3.8 Allowance for the future cost of reinsurance in respect of written business

Some future reinsurance purchases will benefit business written at the valuation date and the expected cost of this spend is included in the Technical Provisions.

D.2.3.9 Allowance for the impact of policies lapsing

Some lines of business are subject to policies lapsing (or being cancelled) before the policy has expired or a claim has been made. An allowance for this reduction in future profits (or losses) is made based on historical data.

D.2.3.10 Allowance for future investment income (discounting)

Cash flows are discounted for the time value of money based on the expected timing of all cash flows. The yield curves (discount rates) for major currencies which are used to discount the cash flows are provided by EIOPA.

D.2.3.11 Allowance for a risk margin

This adjustment increases the overall value of the Technical Provisions from the discounted best estimate to an amount equivalent to a theoretical level, needed to transfer the obligations to another insurance undertaking. It is calculated based on a discounted cost-of-capital approach where the initial

capital required to support the TPs is assumed to run-off in proportion to the run-off of the Technical Provisions, and a cost of capital of 6% is used in accordance with Solvency II requirements.

D.2.3.12 Reinsurance

The Company has significant reinsurance assets as most lines of business are covered (since mid-2019) by 50% Quota Share reinsurance provided by a 'AA-' rated global third-party reinsurer. The Company Further reinsurance is provided by AmTrust group entities ceding up to 100% of US Surplus Lines, run-off classes and all business with an underwriting year on or before 2020.following the renewal of the LPT reinsurance arrangement on 30 June 2023. The LPT transaction provides the Company with economic certainty around business placed into run-off and protects its capital base from any exposure to reserve deterioration. As this business has been more volatile in recent years this also positions the Company to return to sustainable profitability moving forward.

On October 30, 2023, the Company accepted a commutation offer from its external French Construction Bond reinsurance partner, Nationale Borg, to buy out the existing and future reinsurance claims on a specific 50% reinsured risk cohort of its French housing surety bonds business excluding a 60% quota share for other risks which remains in place.

The Solvency II Technical Provisions also make allowance for potential recoveries from non-proportional reinsurance with the most significant covering the Professional Lines and US Liability classes.

D.2.4 Significant changes in assumptions

The main changes to assumptions was made in respect of the US Surplus Lines business (ISG). More granular information was made available to the Actuarial Function during 2023. As a result, we refined the methodology and assumptions used to estimate the Technical Provision requirements for this business. This resulted in an increase of €161m (USD 178m) in ultimate claims gross of reinsurance during 2023. Net of reinsurance there was no change as the business is 100% ceded.

D.3 Other liabilities

The tab le below shows the valuation on a Solvency II basis of the Company's other liabilities at 31 December 2023:

€'000	Solvency II value	Irish GAAP	Variance
Deposits from reinsurers	229,503	229,503	-
Reinsurance payables	-	47,884	(47,884)
Payables (trade, not insurance)	29,128	80,159	(51,031)
Total Liabilities	**258,631**	**357,546**	**(98,915)**

The table above shows that the Solvency II valuation of other liabilities at 31 December 2023 was €98.9m lower than the valuation under Irish GAAP.

An explanation of the different valuation approaches between Solvency II and Irish GAAP is included below:

Other Liabilities	
Deposits from reinsurers	Funds withheld are disclosed as Deposits from reinsurers for Solvency II purposes. Under Irish GAAP in the financial statements these balances are presented as part of accruals and deferred income balance.
Insurance & intermediaries payables / Reinsurance payables	Under Irish GAAP reinsurance payables are measured at fair value and are disclosed as other liabilities on the balance sheet. For Solvency II purposes to the extent these relate to unexpired risks they are reported in technical provisions on the basis that they relate to future cashflows.
Payables (trade, not insurance)	These liabilities are also measured at fair value under Irish GAAP and included within liabilities on the balance sheet. For Solvency II purposes to the extent these relate to unexpired risks they are reported in technical provisions on the basis that they relate to future cashflows

D.4 Alternative methods for valuation

The Company does not use any alternative methods for valuation.

D.5 Any other information

None noted.

Capital Management

Section E

AmTrust International Underwriters

An AmTrust Financial Company

E. Capital Management

The Company's capital management objective is to maintain sufficient capital to safeguard the Company's ability to continue as a going concern and to protect the interests of all ts customers, investors, regulators, and trading partners while also efficiently deploying capital and managing risk to sustain ongoing business development.

Under Solvency II regulations, the Company is required to maintain capital at a level which is above its Solvency Capital Requirement (or "SCR"). The Minimum Capital Requirement (or "MCR") is a measure which only becomes relevant in a scenario where the capital base has been subject to extreme distress. Accordingly, the SCR value is significantly greater than that of the MCR.

The SCR ratio compares a company's Own Funds to its SCR requirement. While the Company regularly communicates its SCR ratio to the CBI, an SCR ratio below 100% requires immediate reporting in which event the Company must implement a recovery plan to demonstrate the actions it will take to restore its SCR ratio to 100% within 6 months of the breach taking place.

The Company determines its SCR using the Standard Formula and maintains a prudent buffer over the SCR.

The Company's capital position is kept under constant review and is reported quarterly to the Board and to the CBI as part of quantitative Solvency II reporting.

The Company manages its capital resources in line with its Capital Management Policy. The Company manages its Own Funds with the objective of always being able to satisfy both the MCR and the SCR plus a buffer. The target ratio for available capital in excess of the Solvency II SCR is agreed and signed off by the Board. There have been no significant changes to the capital management objectives over the period of this report.

The Company prepares solvency projections for the following three years as part of its business planning process, which forms part of the ORSA. In addition, short-term solvency projections are calculated whenever a significant transaction is considered by the Company.

Solvency calculations are prepared following the end of each quarter and compared with available Own Funds; this is included in the risk function's report to the Risk and Compliance Committee.

E.1 Own funds

The table below lists the components of the company's Own Funds at the year-end:

Own Funds	At 31 Dec 2023 €'000	At 31 Dec 2022 €'000
Ordinary Share Capital	1,946	1,946
Capital Contributions	56,856	56,856
Capital Redemption Reserve	13,270	13,270
Reconciliation Reserve	124,141	142,551
Deferred Tax	6,741	12,002
Own funds	**202,954**	**226,626**

The Company's capital resources are made up of Tier 1 and Tier 3 capital instruments. Tier 1 capital comprises fully paid ordinary share capital, capital contributions, a capital redemption reserve and the reconciliation reserve (accumulated profits on a Solvency II valuation basis). The Tier 3 Own Funds represent deferred tax assets.

Tier 3 Own Funds are eligible and available for meeting SCR but not for the MCR. The Company's amount of Own Funds eligible to cover the SCR as of 31 December 2023 and 31 December 2022 are listed in the tables below.

Solvency Overview (in €'000s), as at 31 Dec 2023					
	Tier	Own Funds	Eligible %	Eligible Own Funds	Solvency Ratio
SCR: 126,832	1	196,213	100%	196,213	
	2	0	0%	0	
	3	6,741	100%	6,741	
	Total	**202,954**		**202,954**	**160%**

Solvency Overview (in €'000s), as at 31 Dec 2022					
	Tier	Own Funds	Eligible %	Eligible Own Funds	Solvency Ratio
SCR: 150,149	1	214,624	100%	214,624	
	2	0	0%	0	
	3	12,002	100%	12,002	
	Total	**226,626**		**226,626**	**151%**

The Company's eligible amount of Own Funds to cover the MCR as of 31 December 2023 and 2022 are listed in the tables below.

Solvency Overview (in €'000s), as at 31 Dec 2023					
	Tier	Own Funds	Eligible %	Eligible Own Funds	Solvency Ratio
MCR: 31,708	1	196,213	100%	196,213	
	2	0	0%	0	
	3	6,741	0%	0	
	Total	**202,954**		**196,213**	**619%**

Solvency Overview (in €'000s), as at 31 Dec 2022					
	Tier	Own Funds	Eligible %	Eligible Own Funds	Solvency Ratio
MCR: 37,537	1	214,624	100%	214,624	
	2	0	0%	0	
	3	12,002	0%	0	
	Total	**226,626**		**214,624**	**572%**

As part of the capital management cycle a forward-looking estimate of Own Funds is calculated on a regular basis during the year to monitor expected solvency ratios by comparing with forecast SCR positions at quarter-ends.

There are certain differences between the value of Own Funds under Solvency II and the value of Equity shown in the Company's Financial Statements, prepared under Irish GAAP. These arise due to the difference in valuation of assets and liabilities described in Section D of this report. A reconciliation is shown in section E.1.1 below.

None of the Company's Own Funds are subject to transitional arrangements. The Company has no Ancillary Own Funds.

There are no other deductions made from Own Funds, nor is there any restriction affecting the availability and transferability of Own Funds within the Company.

E1.1 Reconciliation Reserve

The Reconciliation Reserve at the year-end stood at €124.1m compared with €142.6m at the prior year-end:

Reconciliation Reserve	At 31 Dec 2023 €'000	At 31 Dec 2022 €'000
Excess of Assets Over Liabilities	202,954	251,626
Forseeable Dividends		(25,000)
Other Basic Own Fund Items	(78,813)	(84,075)
Reconciliation Reserve	**124,141**	**142,551**

A reconciliation between equity per the Irish GAAP financial statements and the Solvency II Own Funds is shown below:

Own Funds	At 31 Dec 2023 €'000	At 31 Dec 2022 €'000
Equity per Irish GAAP Financial Statements	186,024	229,554
Valuation Difference	16,930	22,072
Forseeable Dividend		(25,000)
Reconciliation Reserve	**202,954**	**226,626**

E.2 Solvency capital requirement and minimum capital requirement

The table below shows the Company's SCR and MCR at the year-end:

SCR and MCR Requirements	At 31 Dec 2023 €'000	At 31 Dec 2022 €'000
Solvency Capital Requirement (SCR)	126,832	150,149
Minimum Capital Requirement (MCR)	31,708	37,537

The Company uses an off-the-shelf system, SolvencyTool, to calculate its SCR using the Standard Formula. The Company does not use any Undertaking Specific Parameters, nor does it use simplified calculations for any of the risk modules.

E.2.1 Solvency Capital Requirement

Under Solvency II regulations the SCR is set at a level that ensures that insurers and reinsurers can meet their obligations to policyholders and beneficiaries over the following 12 months with a 99.5% probability, which limits the possibility of falling into financial ruin to less than once in 200 cases. The formula takes a modular approach, meaning that individual exposure to each risk category is assessed and then aggregated.

The Company's SCR split by risk module as of 31 December 2023 and 31 December 2022 is shown in the table below.

Solvency Capital Requirement (SCR)	At 31 Dec 2023 €'000	At 31 Dec 2022 €'000	Variance €'000
Health NSLT Underwriting Risk	6,909	14,032	(7,123)
Non-Life Underwriting Risk	85,804	99,913	(14,109)
Market Risk	21,728	26,904	(5,176)
Counterparty Default Risk	19,078	22,782	(3,704)
Undiversified Basic SCR	**133,519**	**163,631**	**(30,112)**
Diversification Credit	(27,862)	(38,341)	10,479
Basic SCR	**105,657**	**125,290**	**(19,633)**
Operational Risk	21,175	24,859	(3,684)
Standard Formula SCR	**126,832**	**150,149**	**(23,317)**

During the year the SCR amount decreased by €23.3m, or approximately 15.5%. The main drivers for the change are described in Section E.2.3.

E.2.2 Minimum Capital Requirement

Under Solvency II regulations the Minimum Capital Requirement must also be calculated and represents the threshold below which a national regulatory agency would intervene. The MCR is intended to achieve a level of 85% probability of adequacy over one year.

The Solvency II Directive provides regional regulators with several options to address breaches in the MCR, including the complete withdrawal of authorization from selling new policies and forced closure of the Company.

The Company calculates its linear MCR using the prescribed formula. This is then compared with the Absolute floor of the MCR, the MCR cap and the MCR floor. Both the cap and floor are determined using the Standard Formula SCR.

Minimum Capital Requirement (SCR)	At 31 Dec 2023 €'000	At 31 Dec 2022 €'000	Variance €'000
Linear MCR	29,585	32,691	(3,106)
SCR	126,832	150,149	(23,317)
MCR cap	57,074	67,567	(10,493)
MCR floor	31,708	37,537	(5,829)
Combined MCR	31,708	37,537	(5,829)
Absolute floor of the MCR	4,000	4,000	0
Minimum Capital Requirement	**31,708**	**37,537**	**(5,829)**

During the year the MCR amount decreased by €5.8m, or approximately 15.5%.

The inputs for the linear MCR are shown in the table below, prescribed factors are applied to these figures to calculate the linear MCR.

MCR Inputs (€'000)	Net (of reinsurance) best estimate technical provisions	Net (of reinsurance) written premiums in the last 12 months
Medical expense insurance	5,534	8,480
Income protection insurance	3,838	477
Motor vehicle liability insurance	104	44
Other motor insurance	270	47
Fire and other damage to property insurance	2,004	4,152
General liability insurance	24,289	7,591
Credit and suretyship insurance	19,641	9,812
Legal expenses insurance	1,595	2,661
Assistance	6	0
Miscellaneous financial loss insurance	50,830	81,581
Non-proportional property reinsurance	6	0

E.2.3 Material Change in SCR and MCR

SCR coverage has increased to 160% at 31 December 2023 from 151% at 31 December 2022. The movement is principally due to the following factors:

- During the 2023, the Company renewed its loss portfolio transfer (LPT) to AIIL, an affiliated company domiciled in Bermuda. The LPT now covers an additional policy year between 1st January 2020 and 31st December 2020. This resulted in a reduction in the Company's Premium and Reserve Risk, as well as Non-Life Catastrophe Risk;
- The Company's exposure to Danish Workers' Compensation insurance expired during 2023, which caused the vast majority of the decrease in Health Risk by reducing Accident Concentration within the Health Catastrophe Risk calculation; and
- Improvements in currency matching for the Company's SEK, NOK and DKK currency exposure has resulted in a reduction in Currency Risk within Market Risk.
- The Company distributed dividends of €50m to its parent during 2023.

The increase in MCR coverage to 619% at 31 December 2023 from 572% at 31 December 2022 is driven by the same movements influencing the SCR movement in the year.

E.3 Use of duration-based equity risk sub-module in the calculation of Solvency Capital

The Company does not use the duration-based equity risk sub-module in the calculation of its SCR.

E.4 Difference between the Standard Formula and the Internal Model used

The Company does not have an Internal Model to calculate its SCR.

E.5 Non-compliance with the Minimum Capital Requirement and non-compliance with the Solvency Capital Requirement

The Company has been in compliance with the MCR and SCR throughout the reporting period.

E.6 Any other information

None noted.

Appendix

Quantitative Reporting Templates

AmTrust International Underwriters
An AmTrust Financial Company

Annex 1

S.02.01 Balance Sheet, Assets *(in €, as of December 31)*

Assets		Solvency II value
Goodwill	R0010	0
Deferred acquisition costs	R0020	0
Intangible assets	R0030	0
Deferred tax assets	R0040	6,740,554
Pension benefit surplus	R0050	0
Property, plant & equipment held for own use	R0060	18,506,780
Investments (other than assets held for index-linked and unit-linked contracts)	R0070	393,628,105
Property (other than for own use)	R0080	0
Holdings in related undertakings, including participations	R0090	0
Equities	R0100	0
Equities — listed	R0110	0
Equities — unlisted	R0120	0
Bonds	R0130	393,612,649
Government Bonds	R0140	159,830,499
Corporate Bonds	R0150	233,782,150
Structured notes	R0160	0
Collateralised securities	R0170	0
Collective Investments Undertakings	R0180	15,456
Derivatives	R0190	0
Deposits other than cash equivalents	R0200	0
Other investments	R0210	0
Assets held for index-linked and unit-linked contracts	R0220	0
Loans and mortgages	R0230	0
Loans on policies	R0240	0
Loans and mortgages to individuals	R0250	0
Other loans and mortgages	R0260	0
Reinsurance recoverables from:	R0270	597,711,210
Non-life and health similar to non-life	R0280	597,711,210
Non-life excluding health	R0290	573,973,315
Health similar to non-life	R0300	23,737,895
Life and health similar to life, excluding health and index-linked and unit-linked	R0310	0
Health similar to life	R0320	0
Life excluding health and index-linked and unit-linked	R0330	0
Life index-linked and unit-linked	R0340	0
Deposits to cedants	R0350	0
Insurance and intermediaries receivables	R0360	16,901,755
Reinsurance receivables	R0370	75,309,321
Receivables (trade, not insurance)	R0380	43,856,482
Own shares (held directly)	R0390	0
Amounts due in respect of own fund items or initial fund called up but not yet paid in	R0400	0
Cash and cash equivalents	R0410	26,310,732
Any other assets, not elsewhere shown	R0420	3,201,385
Total assets	**R0500**	1,182,166,323

Annex 1

S.02.01 Balance Sheet, Liabilities *(in €, as of December 31)*

Liabilities		**Solvency II value**
Technical provisions — non-life	R0510	720,581,215
Technical provisions — non-life (excluding health)	R0520	686,192,462
Technical provisions calculated as a whole	R0530	0
Best Estimate	R0540	672,718,154
Risk margin	R0550	13,474,308
Technical provisions — health (similar to non-life)	R0560	34,388,753
Technical provisions calculated as a whole	R0570	0
Best Estimate	R0580	33,109,890
Risk margin	R0590	1,278,863
Technical provisions — life (excluding index-linked and unit-linked)	R0600	0
Technical provisions — health (similar to life)	R0610	0
Technical provisions calculated as a whole	R0620	0
Best Estimate	R0630	0
Risk margin	R0640	0
Technical provisions — life (excluding health and index-linked and unit-linked)	R0650	0
Technical provisions calculated as a whole	R0660	0
Best Estimate	R0670	0
Risk margin	R0680	0
Technical provisions — index-linked and unit-linked	R0690	0
Technical provisions calculated as a whole	R0700	0
Best Estimate	R0710	0
Risk margin	R0720	0
Other technical provisions	R0730	0
Contingent liabilities	R0740	0
Provisions other than technical provisions	R0750	0
Pension benefit obligations	R0760	0
Deposits from reinsurers	R0770	229,503,025
Deferred tax liabilities	R0780	0
Derivatives	R0790	0
Debts owed to credit institutions	R0800	0
Debts owed to credit institutions resident domestically	ER0801	0
Debts owed to credit institutions resident in the euro area other than domestic	ER0802	0
Debts owed to credit institutions resident in rest of the world	ER0803	0
Financial liabilities other than debts owed to credit institutions	R0810	0
Debts owed to non-credit institutions	ER0811	0
Debts owed to non-credit institutions resident domestically	ER0812	0
Debts owed to non-credit institutions resident in the euro area other than domestic	ER0813	0
Debts owed to non-credit institutions resident in rest of the world	ER0814	0
Other financial liabilities (debt securities issued)	ER0815	0
Insurance & intermediaries payables	R0820	0
Reinsurance payables	R0830	0
Payables (trade, not insurance)	R0840	29,128,162
Subordinated liabilities	R0850	0
Non-negotiable instruments held by credit institutions resident domestically	ER0851	0
Non-negotiable instruments held by credit institutions resident in the euro area other than domestic	ER0852	0
Non-negotiable instruments held by credit institutions resident in rest of the world	ER0853	0
Non-negotiable instruments held by non-credit institutions resident domestically	ER0854	0
Non-negotiable instruments held by non-credit institutions resident in the euro area other than domestic	ER0855	0
Non-negotiable instruments held by non-credit institutions resident in rest of the world	ER0856	0
Subordinated liabilities not in Basic Own Funds	R0860	0
Subordinated liabilities in Basic Own Funds	R0870	0
Any other liabilities, not elsewhere shown	R0880	0
Total liabilities	R0900	979,212,401
Excess of Assets over Liabilities	**R1000**	202,953,922

Annex 1

S.04.05.21 Premiums, claims and expenses by country *(in €, as of December 31)*

Country	R0010						
		Home Country	SE	DK	FR	US	IT
		C0010					
Premiums written (gross)							
Gross Written Premium (direct)	**R0020**	7,189,533	47,878,849	36,771,999	32,741,285	33,268,583	22,250,343
Gross Written Premium (proportional Reinsurance)	**R0021**	323,367	5,042	308,037	800,065	0	572,974
Gross Written Premium (non-proportional Reinsurance)	**R0022**						
Premiums earned (gross)							
Gross Earned Premium (direct)	**R0030**	9,345,570	58,920,755	40,467,468	38,074,932	36,014,716	33,655,868
Gross Earned Premium (proportional Reinsurance)	**R0031**	187,333	3,361	144,373	880,000	0	1,050,257
Gross Earned Premium (non-proportional Reinsurance)	**R0032**						
Claims incurred							
Claims Incurred (direct)	**R0040**	6,356,681	26,421,623	21,836,938	46,495,165	181,546,575	8,575,616
Claims Incurred (proportional Reinsurance)	**R0041**	59,979	1,542	42,402	-133,117	-997,041	-358,913
Claims Incurred (non-proportional Reinsurance)	**R0042**						
Expenses incurred (gross							
Gross Expenses Incurred (direct)	**R0050**	39,094,596	20,114,419	21,836,938	4,958,967	14,398,699	4,510,321
Gross Expenses Incurred (proportional Reinsurance)	**R0051**	59,979	1,384	77,496	104,316	10,838	58,505
Gross Expenses Incurred (non-proportional Reinsurance)	**R0052**						

Annex 1

S.05.01 Premiums, claims and expenses by Line of Business – Non-Life *(in €, as of December 31)*

		Direct business and accepted proportional reinsurance							
		Medical expense insurance	Income protection insurance	Workers' compensation insurance	Motor vehicle liability insurance	Other motor insurance	Marine, aviation and transport insurance	Fire and other damage to property insurance	General liability insurance
		C0010	C0020	C0030	C0040	C0050	C0060	C0070	C0080
Gross — Direct Business	R0110	12,434,922	717,628	0	43,557	94,154	0	5,693,222	21,537,461
Gross — Proportional reinsurance accepted	R0120	0	0	0	0	0	0	221,843	0
Gross — Non-proportional reinsurance accepted	R0130								
Reinsurers' share	R0140	3,955,221	240,522	0	0	47,077	0	1,986,150	13,946,047
Net	R0200	8,479,702	477,106	0	43,557	47,077	0	3,928,916	7,591,414
Premiums earned									
Gross — Direct Business	R0210	25,119,981	1,227,617	0	43,557	309,325	0	5,411,902	36,718,452
Gross — Proportional reinsurance accepted	R0220	0	0	0	0	0	0	70,357	98,959
Gross — Non-proportional reinsurance accepted	R0230								
Reinsurers' share	R0240	10,896,534	215,198	0	0	260,999	0	1,452,460	27,356,445
Net	R0300	14,223,447	1,012,419	0	43,557	48,326	0	4,029,800	9,460,967
Claims incurred									
Gross — Direct Business	R0310	7,854,550	373,265	0	-65,307	-277,736	0	1,762,819	188,136,656
Gross — Proportional reinsurance accepted	R0320	0	0	0	0	0	0	39,000	-1,205,587
Gross — Non-proportional reinsurance accepted	R0330								
Reinsurers' share	R0340	4,794,194	-232,098	0	-953,623	-160,669	0	-253,409	182,133,639
Net	R0400	3,060,356	605,363	0	888,316	-117,067	0	2,055,229	4,797,430
Expenses incurred	R0550	14,626,985	622,527	0	-50,517	3,865	0	2,452,046	4,416,579
Administrative expenses									
Gross — Direct Business	R0610	183,941	13,093	0	563	625	0	54,293	122,352
Gross — Proportional reinsurance accepted	R0620	0	0	0	0	0	0	0	0
Gross — Non-proportional reinsurance accepted	R0630								
Reinsurers' share	R0640	5,306	378	0	16	18	0	1,566	3,529
Net	R0700	178,636	12,715	0	547	607	0	52,727	118,823
Investment management expenses									
Gross — Direct Business	R0710	111,045	7,904	0	340	377	0	32,777	73,864
Gross — Proportional reinsurance accepted	R0720	0	0	0	0	0	0	0	0
Gross — Non-proportional reinsurance accepted	R0730								
Reinsurers' share	R0740	0	0	0	0	0	0	0	0
Net	R0800	111,045	7,904	0	340	377	0	32,777	73,864
Claims management expenses									
Gross — Direct Business	R0810	869,382	197,467	0	548	23,492	0	177,202	3,760,685
Gross — Proportional reinsurance accepted	R0820	0	0	0	0	0	0	0	0
Gross — Non-proportional reinsurance accepted	R0830								
Reinsurers' share	R0840	448,012	111,127	0	0	11,442	0	88,620	3,417,425
Net	R0900	421,371	86,340	0	548	12,050	0	88,582	343,260
Acquisition expenses									
Gross — Direct Business	R0910	15,746,765	418,544	0	3,418	893	0	1,522,896	8,843,973
Gross — Proportional reinsurance accepted	R0920	0	0	0	0	0	0	184,406	40,526
Gross — Non-proportional reinsurance accepted	R0930								
Reinsurers' share	R0940	5,009,890	129,261	0	65,106	20,863	0	367,692	7,118,471
Net	R1000	10,736,875	289,283	0	-61,688	-19,971	0	1,339,610	1,766,028
Overhead expenses									
Gross — Direct Business	R1010	3,283,976	233,752	0	10,057	11,158	0	969,319	2,184,392
Gross — Proportional reinsurance accepted	R1020	0	0	0	0	0	0	0	0
Gross — Non-proportional reinsurance accepted	R1030								
Reinsurers' share	R1040	104,918	7,468	0	321	356	0	30,968	69,788
Net	R1100	3,179,058	226,284	0	9,735	10,801	0	938,351	2,114,605
Balance - other technical expenses/income	R1210								
Total technical expenses	R1300								

Annex 1

S.05.01 Premiums, claims and expenses by Line of Business – Non-Life *(in €, as of December 31)*

		Direct business and accepted proportional reinsurance								Total Non-Life obligation
		Credit and suretyship insurance	Legal expenses insurance	Assistance	Miscellaneous financial loss	Non-proportional health reinsurance	Non-proportional casualty reinsurance	Non-proportional marine, aviation and transport reinsurance	Non-proportional property reinsurance	
		C0090	C0100	C0110	C0120	C0130	C0140	C0150	C0160	C0200
Premiums written										
Gross — Direct Business	R0110	52,175,384	4,209,176	0	152,600,731					249,506,236
Gross — Proportional reinsurance accepted	R0120	1,353,077	0	0	7,796,488					9,371,408
Gross — Non-proportional reinsurance accepted	R0130					0	0	0	486,122	486,122
Reinsurers' share	R0140	43,716,735	1,548,452	0	78,815,854	0	0	0	262,973	144,519,031
Net	R0200	9,811,726	2,660,724	0	81,581,365	0	0	0	223,149	114,844,735
Premiums earned										
Gross — Direct Business	R0210	63,331,288	4,279,135	0	164,240,719					300,681,976
Gross — Proportional reinsurance accepted	R0220	1,842,076	0	0	5,239,382					7,250,774
Gross — Non-proportional reinsurance accepted	R0230					0	0	0	363,462	363,462
Reinsurers' share	R0240	54,728,020	1,583,576	0	87,882,464	0	0	0	194,979	184,570,676
Net	R0300	10,445,343	2,695,559	0	81,597,636	0	0	0	168,483	123,725,537
Claims incurred										
Gross — Direct Business	R0310	35,131,853	3,513,689	0	94,811,195					331,240,983
Gross — Proportional reinsurance accepted	R0320	-155,016	71	0	4,603,916					3,282,385
Gross — Non-proportional reinsurance accepted	R0330					0	0	0	35,865	35,865
Reinsurers' share	R0340	31,614,786	1,633,177	0	51,914,231	0	0	0	17,801	270,508,029
Net	R0400	3,362,051	1,880,583	0	47,500,880	0	0	0	18,064	64,051,204
Expenses incurred	R0550	3,417,741	1,740,423	0	27,134,715	0	0	0	61,538	54,425,901
Administrative expenses										
Gross — Direct Business	R0610	135,082	34,860	0	1,055,242					1,600,051
Gross — Proportional reinsurance accepted	R0620	0	0	0	0					0
Gross — Non-proportional reinsurance accepted	R0630					0	0	0	0	0
Reinsurers' share	R0640	3,896	1,005	0	30,437	0	0	0	0	46,152
Net	R0700	131,186	33,854	0	1,024,804	0	0	0	0	1,553,899
Investment management expenses										
Gross — Direct Business	R0710	81,549	21,045	0	637,048					965,948
Gross — Proportional reinsurance accepted	R0720	0	0	0	0					0
Gross — Non-proportional reinsurance accepted	R0730					0	0	0	0	0
Reinsurers' share	R0740	0	0	0	0	0	0	0	0	0
Net	R0800	81,549	21,045	0	637,048	0	0	0	0	965,948
Claims management expenses										
Gross — Direct Business	R0810	1,378,894	-13,813	0	-1,354,914					5,038,943
Gross — Proportional reinsurance accepted	R0820	0	0	0	0					0
Gross — Non-proportional reinsurance accepted	R0830					0	0	0	0	0
Reinsurers' share	R0840	1,247,463	-96,607	0	-1,087,745	0	0	0	0	4,139,737
Net	R0900	131,431	82,794	0	-267,170	0	0	0	0	899,206
Acquisition expenses										
Gross — Direct Business	R0910	13,838,100	1,379,794	0	35,849,187					77,603,569
Gross — Proportional reinsurance accepted	R0920	92,315	0	0	105,832					423,079
Gross — Non-proportional reinsurance accepted	R0930					0	0	0	159,781	159,781
Reinsurers' share	R0940	13,191,459	379,543	0	28,452,736	0	0	0	98,243	54,833,265
Net	R1000	738,955	1,000,250	0	7,502,284	0	0	0	61,538	23,353,164
Overhead expenses										
Gross — Direct Business	R1010	2,411,670	622,363	0	18,839,645					28,566,332
Gross — Proportional reinsurance accepted	R1020	0	0	0	0					0
Gross — Non-proportional reinsurance accepted	R1030					0	0	0	0	0
Reinsurers' share	R1040	77,049	19,883	0	601,896	0	0	0	0	912,647
Net	R1100	2,334,621	602,480	0	18,237,749	0	0	0	0	27,653,685
Balance - other technical expenses/income	R1210									0
Total technical expenses	R1300									54,425,901

Annex 1

S.17.01 Non-Life Technical Provisions *(in €, as of December 31)*

		Direct business and accepted proportional reinsurance								
		Medical expense insurance	Income protection insurance	Workers' compensation insurance	Motor vehicle liability insurance	Other motor insurance	Marine, aviation and transport insurance	Fire and other damage to property insurance	General liability insurance	Credit and suretyship insurance
		C0020	C0030	C0040	C0050	C0060	C0070	C0080	C0090	C0100
Technical provisions calculated as a whole	R0010									
Total Recoverables from reinsurance/SPV and Finite Re after the adjustment for expected losses due to counterparty default associated to TP calculated as a whole	R0050									
Technical provisions calculated as a sum of BE and RM										
Best Estimate										
Premium provisions										
Gross — Total	R0060	763,006	75,778					453,027	43,284,967	29,853,021
Total recoverable from reinsurance/SPV and Finite Re after the adjustment for expected losses due to counterparty default	R0140	571,983	43,952					244,841	39,590,598	22,179,898
Net Best Estimate of Premium Provisions	R0150	191,023	31,826					208,186	3,694,369	7,673,123
Claims provisions										
Gross — Total	R0160	19,555,496	12,715,610		7,088,832	928,850		5,058,599	362,391,318	75,546,058
Total recoverable from reinsurance/SPV and Finite Re after the adjustment for expected losses due to counterparty default	R0240	14,212,871	8,909,089		6,984,910	658,451		3,262,989	341,796,292	63,578,623
Net Best Estimate of Claims Provisions	R0250	5,342,625	3,806,521		103,922	270,399		1,795,610	20,595,025	11,967,435
Total Best estimate — gross	R0260	20,318,502	12,791,388		7,088,832	928,850		5,511,626	405,676,285	105,399,079
Total Best estimate — net	R0270	5,533,648	3,838,346		103,922	270,399		2,003,796	24,289,394	19,640,559
Risk margin	R0280	755,099	523,765		14,181	36,898		273,430	3,314,429	2,680,069
Amount of the transitional on Technical Provisions										
TP as a whole	R0290									
Technical provisions - total	R0300									
Risk margin	R0310									
Technical provisions - total										
Technical provisions - total	R0320	21,073,600	13,315,152		7,103,013	965,748		5,785,056	408,990,714	108,079,148
Recoverable from reinsurance contract/SPV and Finite Re after the adjustment for expected losses due to counterparty default — total	R0330	14,784,854	8,953,041		6,984,910	658,451		3,507,830	381,386,891	85,758,521
Technical provisions minus recoverables from reinsurance/SPV and Finite Re- total	R0340	6,288,747	4,362,111		118,103	307,297		2,277,226	27,603,824	22,320,627
Line of Business: further segmentation (Homogeneous Risk Groups)										
Premium provisions — Total number of homogeneous risk groups	R0350									
Claims provisions — Total number of homogeneous risk groups	R0360									

Annex 1

S.17.01 Non-Life Technical Provisions *(in €, as of December 31)*

		Direct business and accepted proportional reinsurance								
		Medical expense insurance	Income protection insurance	Workers' compensation insurance	Motor vehicle liability insurance	Other motor insurance	Marine, aviation and transport insurance	Fire and other damage to property insurance	General liability insurance	Credit and suretyship insurance
		C0020	C0030	C0040	C0050	C0060	C0070	C0080	C0090	C0100
Cash-flows of the Best estimate of Premium Provisions (Gross)										
Cash out-flows										
Future benefits and claims	R0370	1,449,723	132,672					1,420,710	45,087,604	71,800,346
Future expenses and other cash-out flows	R0380	59,937	7,240					185,934	1,354,767	8,530,663
Cash in-flows										
Future premiums	R0390	746,654	64,134					1,153,617	3,157,404	50,477,988
Other cash-in flows (incl. Recoverable from salvages and subrogations)	R0400									
Cash-flows of the Best estimate of Claims Provisions (Gross)										
Cash out-flows										
Future benefits and claims	R0410	19,903,920	12,393,574		6,994,081	868,586		4,831,881	347,339,380	67,222,887
Future expenses and other cash-out flows	R0420	1,703,340	324,986		94,750	60,264		520,504	15,252,417	7,527,615
Cash in-flows										
Future premiums	R0430	2,051,764	2,950					293,785	200,480	-795,556
Other cash-in flows (incl. Recoverable from salvages and subrogations)	R0440									
Percentage of gross Best Estimate calculated using approximations	R0450									
Best estimate subject to transitional of the interest rate	R0460									
Technical provisions without transitional on interest rate	R0470									
Best estimate subject to volatility adjustment	R0480									
Technical provisions without volatility adjustment and without others transitional measures	R0490									
Expected profits included in future premiums (EPIFP)	R0500	-6,928	1,116					-11,167	-1,749,826	8,202,303

Annex 1

S.17.01 Non-Life Technical Provisions *(in €, as of December 31)*

		Direct business and accepted proportional reinsurance			Accepted non-proportional reinsurance				Total Non-Life obligation
		Legal expenses insurance	Assistance	Miscellaneous financial loss	Non-proportional health reinsurance	Non-proportional casualty reinsurance	Non-proportional marine, aviation and transport reinsurance	Non-proportional property reinsurance	
		C0110	C0120	C0130	C0140	C0150	C0160	C0170	C0180
Technical provisions calculated as a whole	R0010								
Total Recoverables from reinsurance/SPV and Finite Re after the adjustment for expected losses due to counterparty default associated to TP calculated as a whole	R0050								
Technical provisions calculated as a sum of BE and RM									
Best Estimate									
Premium provisions									
Gross — Total	R0060	832,801	21	34,560,276				-54,150	109,768,748
Total recoverable from reinsurance/SPV and Finite Re after the adjustment for expected losses due to counterparty default	R0140	435,799	21	21,227,142				-18,705	84,275,528
Net Best Estimate of Premium Provisions	R0150	397,002		13,333,134				-35,445	25,493,220
Claims provisions									
Gross — Total	R0160	11,895,123	482,091	100,313,788				83,530	596,059,296
Total recoverable from reinsurance/SPV and Finite Re after the adjustment for expected losses due to counterparty default	R0240	10,697,571	475,717	62,816,927				42,241	513,435,682
Net Best Estimate of Claims Provisions	R0250	1,197,552	6,374	37,496,861				41,289	82,623,614
Total Best estimate — gross	R0260	12,727,924	482,112	134,874,064				29,381	705,828,043
Total Best estimate — net	R0270	1,594,554	6,374	50,829,995				5,845	108,116,833
Risk margin	R0280	217,586	870	6,936,049				798	14,753,171
Amount of the transitional on Technical Provisions									
TP as a whole	R0290								
Best Estimate	R0300								
Risk margin	R0310								
Technical provisions - total									
Technical provisions - total	R0320	12,945,511	482,981	141,810,113				30,178	720,581,215
Recoverable from reinsurance contract/SPV and Finite Re after the adjustment for expected losses due to counterparty default — total	R0330	11,133,371	475,737	84,044,069				23,536	597,711,210
Technical provisions minus recoverables from reinsurance/SPV and Finite Re- total	R0340	1,812,140	7,244	57,766,044				6,642	122,870,005
Line of Business: further segmentation (Homogeneous Risk Groups)									
Premium provisions — Total number of homogeneous risk groups	R0350								
Claims provisions — Total number of homogeneous risk groups	R0360								

Annex 1

S.17.01 Non-Life Technical Provisions *(in €, as of December 31)*

		Direct business and accepted proportional reinsurance			Accepted non-proportional reinsurance				Total Non-Life obligation
		Legal expenses insurance	Assistance	Miscellaneous financial loss	Non-proportional health reinsurance	Non-proportional casualty reinsurance	Non-proportional marine, aviation and transport reinsurance	Non-proportional property reinsurance	
		C0110	C0120	C0130	C0140	C0150	C0160	C0170	C0180
Cash-flows of the Best estimate of Premium Provisions (Gross)									
Cash out-flows									
Future benefits and claims	R0370	1,355,975	21	58,787,612				78,291	180,112,955
Future expenses and other cash-out flows	R0380	40,685		5,874,674				23,300	16,077,199
Cash in-flows									
Future premiums	R0390	563,858		30,102,010				155,741	86,421,406
Other cash-in flows (incl. Recoverable from salvages and subrogations)	R0400								
Cash-flows of the Best estimate of Claims Provisions (Gross)									
Cash out-flows									
Future benefits and claims	R0410	11,808,933	333,438	79,437,633				111,643	551,245,956
Future expenses and other cash-out flows	R0420	475,182	148,653	43,754,770				28,521	69,891,002
Cash in-flows									
Future premiums	R0430	388,992		22,878,614				56,633	25,077,663
Other cash-in flows (incl. Recoverable from salvages and subrogations)	R0440								
Percentage of gross Best Estimate calculated using approximations	R0450								
Best estimate subject to transitional of the interest rate	R0460								
Technical provisions without transitional on interest rate	R0470								
Best estimate subject to volatility adjustment	R0480								
Technical provisions without volatility adjustment and without others transitional measures	R0490								
Expected profits included in future premiums (EPIFP)	R0500			239,336					6,674,835

Annex 1

S.19.01.21 Non-Life Insurance Claims Information *(in €, as of December 31)*

Gross Claims Paid (non-cumulative)
(absolute amount € '000)

Year		Development year 0	1	2	3	4	5	6	7	8	9	10 & +
		C010	C020	C030	C040	C050	C060	C070	C080	C090	C0100	C0110
Prior	R0100											14,278
N_9	R0160	28,866	75,167	38,221	25,485	15,510	22,402	7,025	15,570	20,972	11,495	
N_8	R0170	50,399	86,826	38,257	28,134	23,283	10,344	24,152	22,057	21,563		
N_7	R0180	63,599	90,916	40,279	32,902	16,739	21,544	20,356	46,265			
N_6	R0190	97,232	99,725	49,894	33,711	28,879	29,643	43,063				
N_5	R0200	68,671	116,033	53,140	39,007	23,791	29,518					
N_4	R0210	61,299	93,676	43,719	32,131	18,750						
N_3	R0220	54,232	82,041	34,406	14,252							
N_2	R0230	50,220	57,009	29,857								
N_1	R0240	44,234	51,225									
N	R0250	45,032										

		In Current Year	Sum of (cumulative)
		C0170	C0180
Prior	R0100	14,278	14,278
N_9	R0160	11,495	260,713
N_8	R0170	21,563	305,013
N_7	R0180	46,265	332,599
N_6	R0190	43,063	382,148
N_5	R0200	29,518	330,160
N_4	R0210	18,750	249,576
N_3	R0220	14,252	184,931
N_2	R0230	29,857	137,086
N_1	R0240	51,225	95,460
N	R0250	45,032	45,032
Total	**R0260**	**325,299**	**2,336,995**

Gross undiscounted Best Estimate Claims Provision
(absolute amount € '000)

Year		Development year 0	1	2	3	4	5	6	7	8	9	10 & +
		C0200	C0210	C0220	C0230	C0240	C0250	C0260	C0270	C0280	C0290	C0300
Prior	R0100											38,874
N_9	R0160	63,712	93,959	82,493	66,739	57,278	35,143	31,869	37,571	36,671	28,313	
N_8	R0170	74,526	86,442	83,874	69,970	57,157	48,353	45,346	49,542	41,178		
N_7	R0180	72,144	91,929	98,664	84,813	73,092	76,012	104,976	105,261			
N_6	R0190	92,706	115,525	110,426	90,177	76,252	66,960	101,680				
N_5	R0200	86,320	91,311	83,013	75,317	64,933	95,061					
N_4	R0210	63,473	57,502	41,692	34,178	22,925						
N_3	R0220	81,915	69,797	61,083	33,279							
N_2	R0230	96,959	97,938	49,125								
N_1	R0240	65,063	31,949									
N	R0250	43,728										

		Year end (discounted data)
		C0170
Prior	R0100	36,337
N_9	R0160	26,628
N_8	R0170	38,075
N_7	R0180	97,925
N_6	R0190	94,234
N_5	R0200	87,286
N_4	R0210	21,512
N_3	R0220	31,312
N_2	R0230	45,813
N_1	R0240	30,043
N	R0250	42,787
Total	**R0260**	**551,952**

Annex 1

S.23.01.01 Own Funds *(in €, as of December 31)*

		Total	Tier 1 — unrestricted	Tier 1 — restricted	Tier 2	Tier 3
		C0010	C0020	C0030	C0040	C0050
Ordinary share capital (gross of own shares)	R0010	1,946,008	1,946,008	0	0	0
Share premium account related to ordinary share capital	R0030	13,270,299	13,270,299	0	0	0
Initial funds, members' contributions or the equivalent basic own — fund item for mutual and	R0040	0	0	0	0	0
Subordinated mutual member accounts	R0050	0	0	0	0	0
Surplus funds	R0070	0	0	0	0	0
Preference shares	R0090	0	0	0	0	0
Share premium account related to preference shares	R0110	0	0	0	0	0
Reconciliation reserve	R0130	124,141,013	124,141,013	0	0	0
Subordinated liabilities	R0140	0	0	0	0	0
An amount equal to the value of net deferred tax assets	R0160	6,740,554	0	0	0	6,740,554
Other items approved by supervisory authority as basic own funds not specified above	R0180	56,856,048	56,856,048	0	0	0

Own funds from the financial statements that should not be represented by the reconciliation

		Total
		C0010
Own funds from the financial statements that should not be represented by the reconciliation	R0220	0

Deductions		Total	Tier 1 — unrestricted	Tier 1 — restricted	Tier 2	Tier 3
		C0010	C0020	C0030	C0040	C0050
Deductions for participations in financial and credit institutions	R0230	0	0	0	0	0

		Total	Tier 1 — unrestricted	Tier 1 — restricted	Tier 2	Tier 3
		C0010	C0020	C0030	C0040	C0050
Total basic own funds after deductions	R0290	202,953,922	196,213,368	0	0	6,740,554

Ancillary own funds		Total	Tier 2	Tier 3
		C0010	C0040	C0050
Unpaid and uncalled ordinary share capital callable on demand	R0300	0	0	0
Unpaid and uncalled initial funds, members' contributions or the equivalent basic own fund item	R0310	0	0	0
Unpaid and uncalled preference shares callable on demand	R0320	0	0	0
A legally binding commitment to subscribe and pay for subordinated liabilities on demand	R0330	0	0	0
Letters of credit and guarantees under Article 96(2) of the Directive 2009/138/EC	R0340	0	0	0
Letters of credit and guarantees other than under Article 96(2) of the Directive 2009/138/EC	R0350	0	0	0
Supplementary members calls under first subparagraph of Article 96(3) of the Directive	R0360	0	0	0
Supplementary members calls — other than under first subparagraph of Article 96(3) of the	R0370	0	0	0
Other ancillary own funds	R0390	0	0	0
Total ancillary own funds	**R0400**	0	0	0

Annex 1

S.23.01.01 Own Funds *(in €, as of December 31)*

		Total	Tier 1 — unrestricted	Tier 1 — restricted	Tier 2	Tier 3
		C0010	C0020	C0030	C0040	C0050
Total available own funds to meet the SCR	**R0500**	202,953,922	196,213,368	0	0	6,740,554
Total available own funds to meet the MCR	**R0510**	196,213,368	196,213,368	0	0	0

		Total	Tier 1 — unrestricted	Tier 1 — restricted	Tier 2	Tier 3
		C0010	C0020	C0030	C0040	C0050
Total eligible own funds to meet the SCR	**R0540**	202,953,922	196,213,368	0	0	6,740,554
Total eligible own funds to meet the MCR	**R0550**	196,213,368	196,213,368	0	0	0

		C0010
SCR	**R0580**	126,831,788
MCR	**R0600**	31,707,947
Ratio of Eligible own funds to SCR	**R0620**	160.02%
Ratio of Eligible own funds to MCR	**R0640**	618.81%

Reconciliation reserve		C0060
Excess of Assets over Liabilities	R0700	202,953,922
Own shares (held directly and indirectly)	R0710	0
Foreseeable dividends, distributions and charges	R0720	0
Other basic own fund items	R0730	78,812,909
Adjustment for restricted own fund items in respect of matching adjustment portfolios and ring fenced funds	R0740	0
Reconciliation reserve	**R0760**	124,141,013

		C0060
Expected profits included in future premiums (EPIFP) — Life business	R0770	0
Expected profits included in future premiums (EPIFP) — Non- life business	R0780	6,674,835
Total Expected profits included in future premiums (EPIFP)	**R0790**	6,674,835

Annex 1

S.25.01.21 Solvency Capital Requirement for undertakings on Standard Formula *(in €, as of December 31)*

					Only relevant for public disclosure	
		Net solvency capital requirement	Gross solvency capital requirement	Allocation from adjustments due to RFF and Matching adjustments portfolios	Simplifications	USP
		C0030	C0040	C0050	C0120	C0090
Market risk	R0010	21,728,042	21,728,042	0	0	0
Counterparty default risk	R0020	19,077,713	19,077,713	0	0	0
Life underwriting risk	R0030	0	0	0	0	0
Health underwriting risk	R0040	6,909,221	6,909,221	0	0	0
Non-life underwriting risk	R0050	85,803,556	85,803,556	0	0	0
Diversification	R0060	-27,861,585	-27,861,585	0	0	0
Intangible asset risk	R0070	0	0	0	0	0
Basic Solvency Capital Requirement	R0100	105,656,947	105,656,947	0	0	0

Calculation of Solvency Capital Requirement		C0100
Adjustment due to RFF/MAP nSCR aggregation	R0120	0
Operational risk	R0130	21,174,841
Loss-absorbing capacity of technical provisions	R0140	0
Loss-absorbing capacity of deferred taxes	R0150	0
Capital requirement for business operated in accordance with Art. 4 of Directive 2003/41/EC	R0160	0
Solvency Capital Requirement excluding capital add-on	**R0200**	**126,831,788**
Capital add-ons already set	R0210	0
Solvency capital requirement for undertakings under consolidated method	**R0220**	**126,831,788**
Other information on SCR		
Capital requirement for duration-based equity risk sub-module	R0400	0
Total amount of Notional Solvency Capital Requirements for remaining part	R0410	0
Total amount of Notional Solvency Capital Requirements for ring fenced funds	R0420	0
Total amount of Notional Solvency Capital Requirements for matching adjustment portfolios	R0430	0
Diversification effects due to RFF nSCR aggregation for article 304	R0440	0
Method used to calculate the adjustment due to RFF/MAP nSCR aggregation	R0450	4: No adjustment
Net future discretionary benefits	R0460	0

Annex 1

S.28.01.21 Minimum Capital Requirement — Only life or only non-life insurance or reinsurance activity *(in €, as of December 31)*

		C0010
Linear formula component for non-life insurance and reinsurance obligations	R0010	**29,585,263**

		Net (of reinsurance/SPV) best estimate and TP calculated as a whole	Net (of reinsurance) written premiums in the last 12 months
		C0020	C0030
Medical expense insurance and proportional reinsurance	R0020	5,533,648	8,479,702
Income protection insurance and proportional reinsurance	R0030	3,838,346	477,106
Workers' compensation insurance and proportional reinsurance	R0040	0	0
Motor vehicle liability insurance and proportional reinsurance	R0050	103,922	43,557
Other motor insurance and proportional reinsurance	R0060	270,399	47,077
Marine, aviation and transport insurance and proportional reinsurance	R0070	0	0
Fire and other damage to property insurance and proportional reinsurance	R0080	2,003,796	4,152,065
General liability insurance and proportional reinsurance	R0090	24,289,394	7,591,415
Credit and suretyship insurance and proportional reinsurance	R0100	19,640,559	9,811,725
Legal expenses insurance and proportional reinsurance	R0110	1,594,554	2,660,724
Assistance and proportional reinsurance	R0120	6,374	0
Miscellaneous financial loss insurance and proportional reinsurance	R0130	50,829,995	81,581,365
Non-proportional health reinsurance	R0140	0	0
Non-proportional casualty reinsurance	R0150	0	0
Non-proportional marine, aviation and transport reinsurance	R0160	0	0
Non-proportional property reinsurance	R0170	5,845	0

		C0040
Linear formula component for life insurance and reinsurance obligations	R0200	**0**

		Net (of reinsurance/SPV) best estimate and TP calculated as a whole	Net (of reinsurance/SPV) total capital at risk
		C0050	C0060
Obligations with profit participation — guaranteed benefits	R0210	0	0
Obligations with profit participation — future discretionary benefits	R0220	0	0
Index-linked and unit-linked insurance obligations	R0230	0	0
Other life (re)insurance and health (re)insurance obligations	R0240	0	0
Total capital at risk for all life (re)insurance obligations	R0250	0	0

Overall MCR calculation		C0070
Linear MCR	R0300	29,585,263
SCR	R0310	126,831,788
MCR cap	R0320	57,074,305
MCR floor	R0330	31,707,947
Combined MCR	R0340	31,707,947
Absolute floor of the MCR	R0350	4,000,000
Minimum Capital Requirement	**R0400**	**31,707,947**

AmTrust International Underwriters DAC
6-8 College Green
Dublin 2
D02 VP48

AmTrust International Underwriters
An AmTrust Financial Company