

- The market value of holdings of securities by Irish residents stood at €2,930 billion at end-Q3 2018, an increase of 1.7 per cent over the quarter.
- Holdings of debt securities stood at €1,621 billion at end-Q3 2018. Holdings of government issued securities were €629 billion (or 39 per cent) in Q3 2018, with UK Government debt accounting for €255 billion (or 40 per cent).
- The securities holdings of Irish-resident households with domestic custodians was €9,181 million in Q3 2018. This represents just 0.3 per cent of the total holdings of Irish residents.

### Total Holdings

The total value of securities held by Irish residents was €2,930 billion at end-Q3 2018<sup>1</sup>. This is an increase of almost €49 billion or 1.7 per cent over the quarter.

Debt securities holdings stood at €1,621 billion in Q3 2018. The government sector was the main issuer accounting for €629 billion of these holdings in Q3 2018. UK government debt was €255 billion or 40 per cent of total holdings of government debt. UK issued sterling debt securities accounted for 21 per cent of Irish resident debt securities holdings at end Q3 2018 (Chart 1).

Holdings of quoted shares increased by 14.8 per cent to almost €865 billion over the past year. By issuer sector, non-financial corporations quoted shares accounted for €694 billion (or 80 per cent (Chart 2)). Within the United States non-financial corporates issuer sector, quoted share holdings in “FAANG”<sup>2</sup> companies by Irish residents were €34.1 billion, of which 94.1 per cent was held by Irish resident investment funds<sup>3</sup>.

Holdings of investment fund shares accounted for €444 billion of total Irish resident holdings in Q3 2018, of which €288 billion are denominated in euro (Chart 3). Shares issued by Irish resident funds accounted for 40 per cent of the total (or €154 billion in Q3 2018).

Chart 1: Debt Securities Holdings by Irish Residents, by Issuer Region, Q3 2018

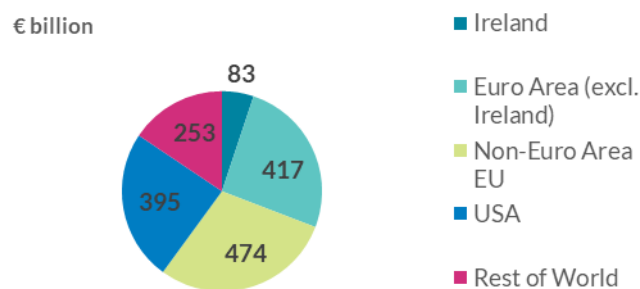


Chart 2: Quoted Shares Holdings by Irish Residents, by Issuer Sector, Q3 2017 - Q3 2018

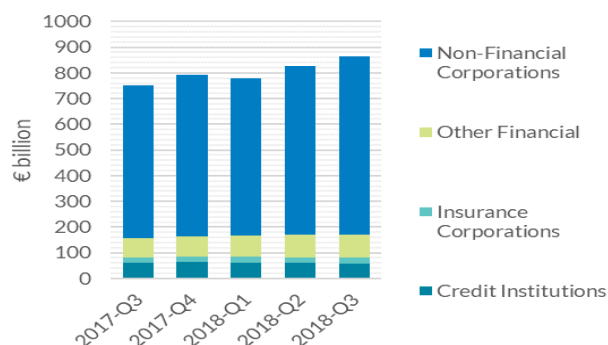
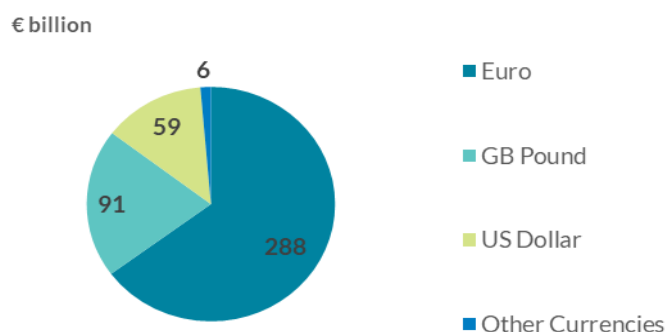


Chart 3: Fund Shares Holdings of Irish Residents, by Nominal Currency, Q3 2018



<sup>1</sup> Securities are predominately held by the Investment Fund sector, which accounts for 69 per cent and thus, shapes much of the trends in the total holdings data. Money Market Funds hold 12 per cent of the total, with Insurance Corporations the next largest at 8.4 per cent.

<sup>2</sup> FAANG = Facebook, Apple, Amazon, Netflix and Google (Alphabet)

<sup>3</sup> ISIN holdings only

## Households

The holdings of Irish-resident households with domestic custodians was €9,181 million at end-Q3 2018, a decrease of €60 million during the quarter. This is just 0.3 per cent of the total holdings of all Irish residents (Chart 4). The household holdings are predominately in quoted shares (67 per cent) with investment fund shares and debt securities accounting for 25 and 8 per cent, respectively.

Quoted shares held by Irish resident households totalled €6,126 million at end-Q3 2018. Of this, 56 per cent (€3,425 million) of the holdings were issued in euro. Quoted shares issued by non-financial corporates account for 80 per cent (€4,890 million) of Irish resident households. Quoted shares holdings issued by Irish resident “Food” companies account for €576 million of the shares held by Irish resident households in Q3 2018<sup>4</sup> (Chart 5).

Focusing on debt securities, 45 per cent of the €723 million held by Irish household in Q3 2018 was issued by the other financial sector (Chart 6).

### Further information

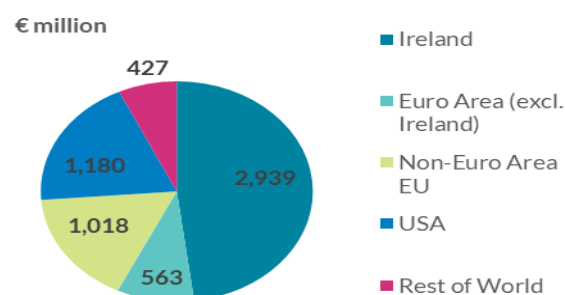
The data and explanatory notes can be accessed [here](#).

For queries contact: Central Bank, Press Office at [press@centralbank.ie](mailto:press@centralbank.ie) or (01) 224 6299

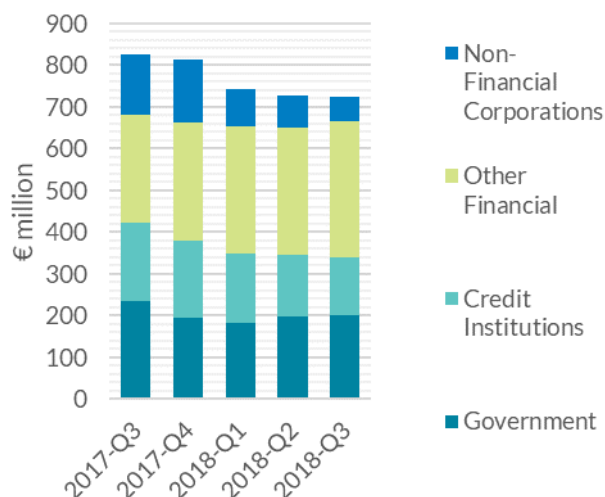
**Chart 4: Holdings of Irish Resident Households by Instrument Type, Q3 2017 – Q3 2018**



**Chart 5: Holdings of Quoted Shares by Irish-Resident Households by Issuer Region, Q3 2018**



**Chart 6: Holdings of Debt Securities by Irish Resident Households, by Issuer Sector, Q3 2017 – Q3 2018**



<sup>4</sup> ISIN holdings only